

European judicial systems CEPEJ Evaluation Report



Part 2
Country
profiles

2020 Evaluation cycle
(2018 data)

European judicial systems CEPEJ Evaluation Report

2020 Evaluation cycle (2018 data)

Part 2
Country profiles

Council of Europe

French edition:

Systèmes judiciaires européens
Rapport d'évaluation de la CEPEJ
Cycle d'évaluation 2020
Fiches pays (Partie 2)
ISBN 978-92-871-8708-6

All rights reserved. No part of this publication may be translated, reproduced or transmitted, in any form or by any means, electronic (CD-Rom, internet, etc.) or mechanical, including photocopying, recording or any information storage or retrieval system, without prior permission in writing from the Directorate of Communication (F-67075 Strasbourg Cedex or publishing@coe.int).

All other correspondence concerning this document should be addressed to:
cepej@coe.int

Cover and layout:
Documents and publications
production Department (SPDP),
Council of Europe

Photos: Council of Europe, ©shutterstock

ISBN 978-92-871-8709-3
© Council of Europe, September 2020
Printed at the Council of Europe

The CEPEJ Report on the evaluation of judicial systems is composed of three parts :

- ▶ Tables, graphs and analyses (Part 1)
- ▶ Country Profile (Part 2)
- ▶ The CEPEJ-STAT dynamic database (<https://www.coe.int/en/web/cepej/dynamic-database-of-european-judicial-systems>)

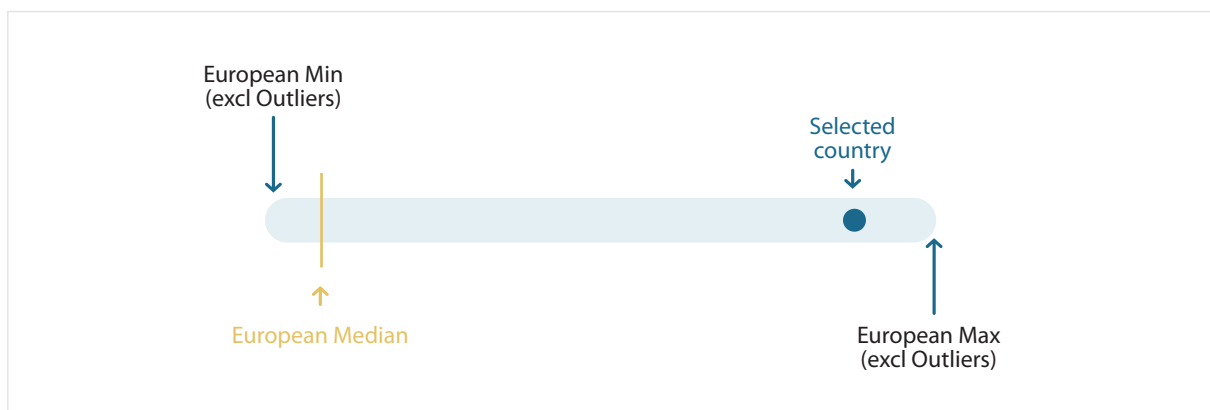
CONTENTS

ALBANIA	8	MALTA	58
ANDORRA	10	REPUBLIC OF MOLDOVA	60
ARMENIA	12	MONACO	62
AUSTRIA	14	MONTENEGRO	64
AZERBAIJAN	16	NETHERLANDS	66
BELGIUM	18	NORTH MACEDONIA	68
BOSNIA AND HERZEGOVINA	20	NORWAY	70
BULGARIA	22	POLAND	72
CROATIA	24	PORTUGAL	74
CYPRUS	26	ROMANIA	76
CZECH REPUBLIC	28	RUSSIAN FEDERATION	78
DENMARK	30	SERBIA	80
ESTONIA	32	SLOVAK REPUBLIC	82
FINLAND	34	SLOVENIA	84
FRANCE	36	SPAIN	86
GEORGIA	38	SWEDEN	88
GERMANY	40	SWITZERLAND	90
GREECE	42	TURKEY	92
HUNGARY	44	UKRAINE	94
ICELAND	46	UK - ENGLAND AND WALES	96
IRELAND	48	UK - NORTHERN IRELAND	98
ITALY	50	UK - SCOTLAND	100
LATVIA	52	ISRAEL	102
LITHUANIA	54	KAZAKHSTAN	104
LUXEMBOURG	56	MOROCCO	106

HOW TO READ THE GRAPHS FOR QUANTITATIVE DATA?

Most of the graphs in these country profiles present numerical indicators that read as follows:

- ▶ the value of the country is presented by the blue dot
- ▶ the European median is presented by the yellow line
- ▶ the European minimum and maximum range (without the extreme values) is presented by the light blue bar



HOW TO READ THE GRAPHS FOR QUALITATIVE DATA?

The graphs below provide information on the country's answer in relation to the trend in Europe.

For example, in the graph below, the country is in line with the general trend (43 participating states replied in the same way) pointing out that the authority responsible for recruitment is a mixed authority.

Recruitment authority	By an authority made up of judges only	6	44	×
	By an authority made up of non-judges only	5	45	×
	By an authority made up of judges and non-judges	43	7	✓

ALBANIA



Population **2 870 324**

GDP per capita **4 460 €**

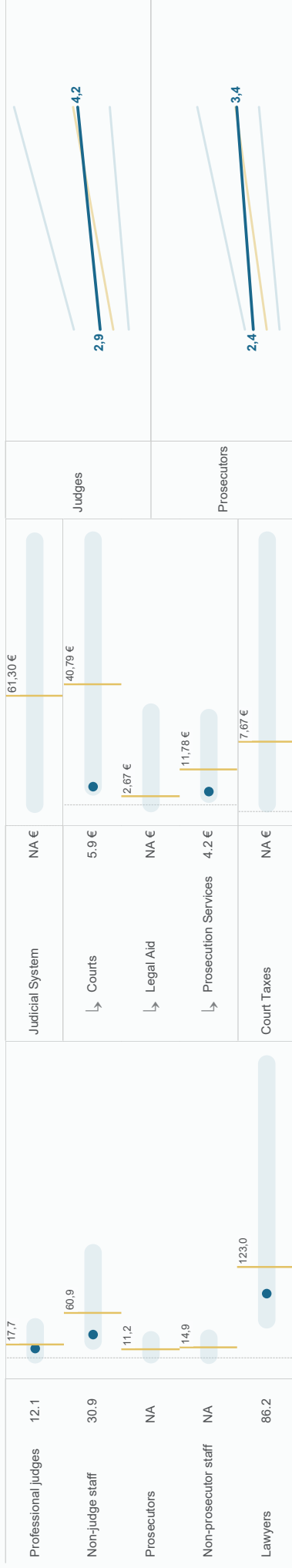
Avg gross annual salary

4 717 €

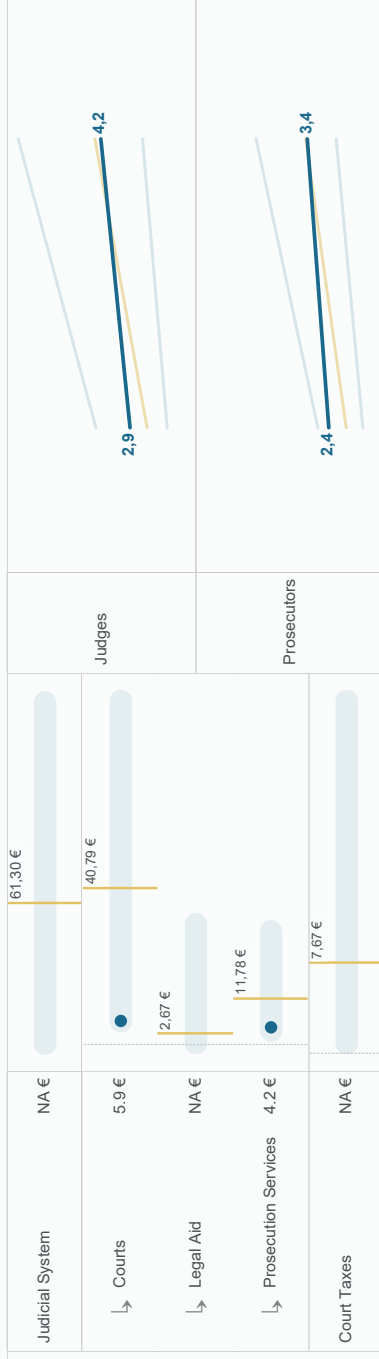
Exchange rate

133.07

Human Resources (per 100 000 inhabitants)




Financial Resources In Euros, per inhabitant



Salaries of judges and prosecutors

Ratio with average annual salary at the beginning and the end of career



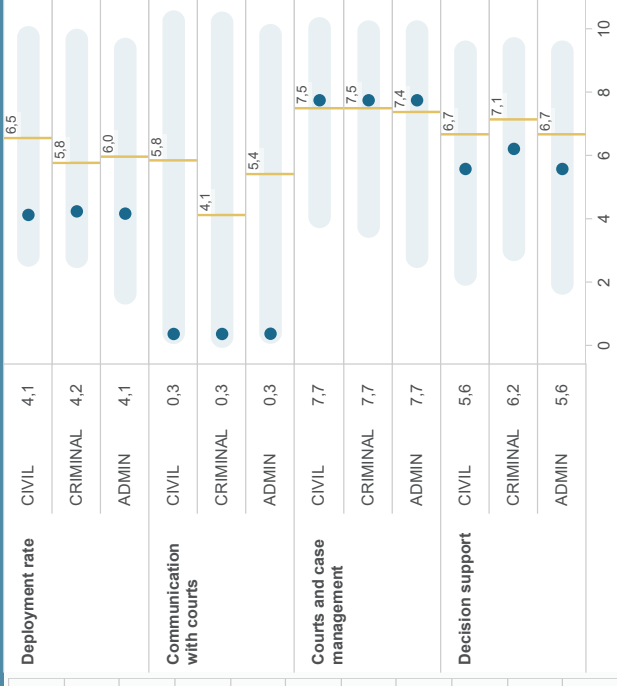
Recruitment and promotion of judges

Recruitment authority	By an authority made up of judges only	6	44	X
	By an authority made up of non-judges only	6	45	X
	By an authority made up of judges and non-judges	43	7	✓
Promotion authority	Same authority as for recruitment of judges	32	18	✓
Promotion criteria	Criteria for promotion: Years of experience	39	11	✓
	Criteria for promotion: Professional skills	39	11	✓
	Criteria for promotion: Performance	30	20	✓
	Criteria for promotion: Assessment results	32	18	✓
	Criteria for promotion: Subjective criteria	30	20	✓
	Other criteria for promotion	14	38	X
	No criteria for promotion	4	46	X

Recruitment and promotion of prosecutors

Recruitment authority	By an authority made up of prosecutors only	16	34	X
	By an authority made up of non-prosecutors only	4	48	X
	By an authority made up of prosecutors and non-prosecutors	33	17	✓
Promotion authority	Same authority as for recruitment of prosecutors	35	15	✓
Promotion criteria	Criteria for promotion: Years of experience	46	4	✓
	Criteria for promotion: Professional skills	46	4	✓
	Criteria for promotion: Performance	29	21	✓
	Criteria for promotion: Assessment results	38	12	✓
	Criteria for promotion: Subjective criteria	34	16	✓
	Other criteria for promotion	19	31	X
	No criteria for promotion	49	1	X

ICT in judiciary (index from 0 to 10)



CEPEJ efficiency indicators

Clearance Rate (CR) = (Resolved Cases / Incoming Cases) * 100 | Disposition Time (DT) = (Pending Cases / Resolved Cases) * 365
 Incoming Cases = All new cases at that instance within the year | Resolved Cases = Cases finalised at that instance within the year | Pending Cases = Unresolved Cases on the 31st of December..

	Clearance Rate	Disposition Time	Incoming Cases /100 inhabitants	Resolved Cases /100 inhabitants	Pending Cases /100 inhabitants
Civil cases	1st Instance	171 days	0.623	0.607	0.286
	2nd Instance	NA	NA	NA	NA
	Highest Instance	NA	NA	NA	NA
Criminal cases	1st Instance	80 days	0.494	0.482	0.106
	2nd Instance	280 days	0.141	0.193	0.148
	Highest Instance	NA	NA	NA	NA
Administrative cases	1st Instance	89 days	0.596	0.590	0.145
	2nd Instance	NA	NA	NA	NA
	Highest Instance	NA	NA	NA	NA

Prosecution cases per 100 inhabitant

	Received	Discontinued	Concluded by a penalty	Charged before the courts
Received	1.63	1.13	NAP	0.41
Discontinued	1.04	0.20	NAP	0.59
Concluded by a penalty	189,65	74,55	16,07	51,61
Charged before the courts	NA	NA	NAP	NA

Note: There are different methodologies on calculating number of cases in prosecution statistics by event or by perpetrator. CEPEJ collects data per case (event) but some countries present it by perpetrator.

Court related mediation

Does the judicial system provide for court-related mediation procedures?	Value	Indicator
Mandatory mediation before going to court	14	✓
Mandatory mediation ordered by a judge	21	✗
Alternative dispute resolution Arbitration	43	✗
Conciliation	37	✓
Mediation (other than judicial mediation)	46	✗
Other ADR	19	✓

Judiciary related websites

Case-law

www.djykataelarte.gov.al

Legislation

www.cbz.gov.al

Other official websites

www.pvetshetln.al

ANDORRA



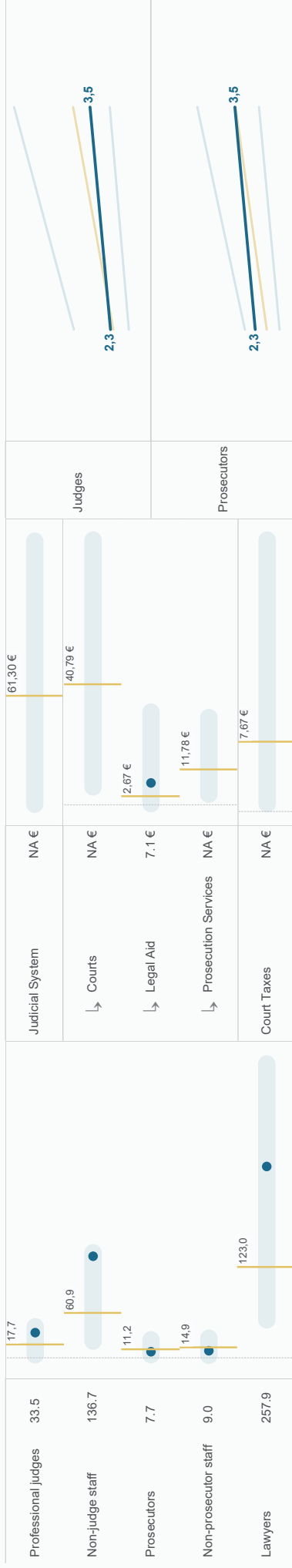
Population **77 543**

GDP per capita **35 995 €**

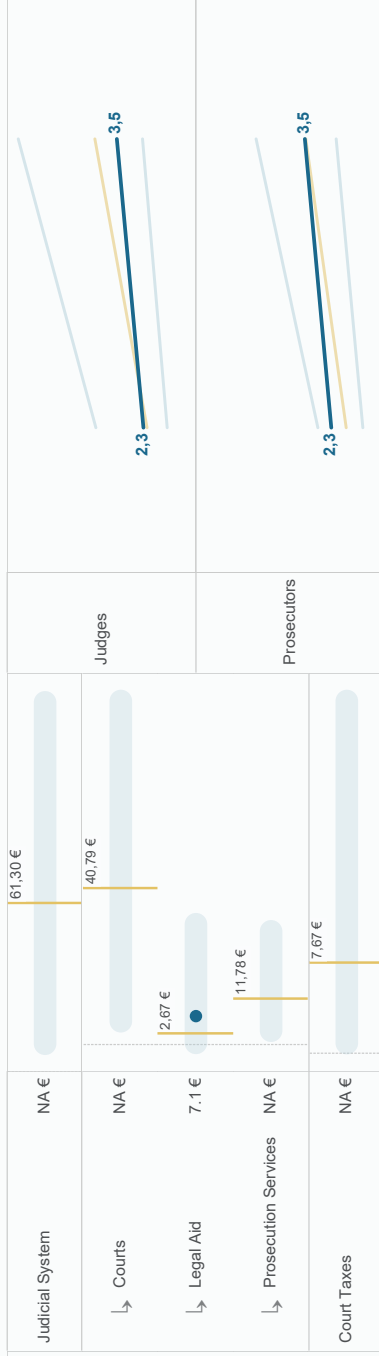
Avg gross annual salary **25 524 €**

Exchange rate **NAP**


Human Resources (per 100 000 inhabitants)



Financial Resources In Euros, per inhabitant



Salaries of judges and prosecutors Ratio with average annual salary at the beginning and the end of career



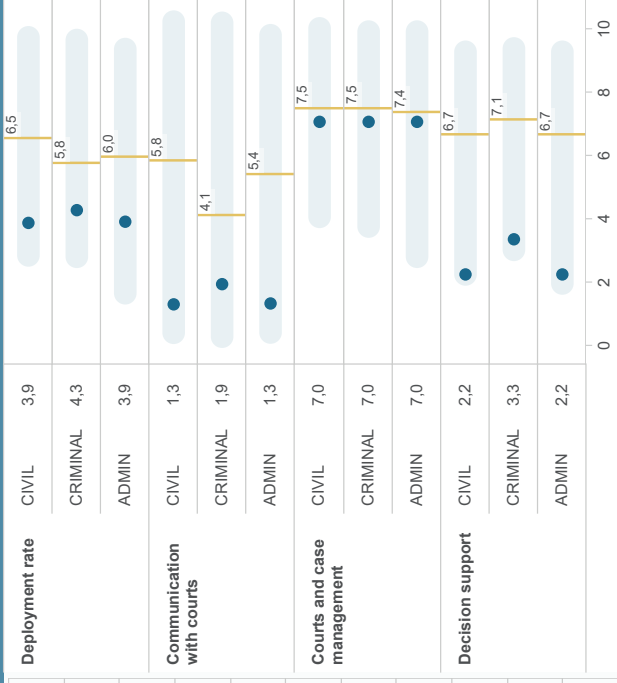
Recruitment and promotion of judges

Recruitment authority	By an authority made up of judges only	6	44	X
	By an authority made up of non-judges only	6	45	✓
	By an authority made up of judges and non-judges	43	7	X
Promotion authority	Same authority as for recruitment of judges	32	18	✓
Promotion criteria	Criteria for promotion: Years of experience	39	11	✓
	Criteria for promotion: Professional skills	39	11	X
	Criteria for promotion: Performance	30	20	X
	Criteria for promotion: Assessment results	32	18	✓
	Criteria for promotion: Subjective criteria	30	20	X
	Other criteria for promotion	14	38	X
	No criteria for promotion	4	46	X

Recruitment and promotion of prosecutors

Recruitment authority	By an authority made up of prosecutors only	16	34	X
	By an authority made up of non-prosecutors only	4	48	X
	By an authority made up of prosecutors and non-prosecutors	33	17	✓
Promotion authority	Same authority as for recruitment of prosecutors	35	15	✓
Promotion criteria	Criteria for promotion: Years of experience	46	46	✓
	Criteria for promotion: Professional skills	46	46	✓
	Criteria for promotion: Performance	29	21	X
	Criteria for promotion: Assessment results	38	12	✓
	Criteria for promotion: Subjective criteria	34	18	X
	Other criteria for promotion	19	31	X
	No criteria for promotion	49	49	X

ICT in judiciary (index from 0 to 10)



CEPEJ efficiency indicators

Clearance Rate (CR) = (Resolved Cases / Incoming Cases) * 100 | Disposition Time (DT) = (Pending Cases / Resolved Cases) * 365
 Incoming Cases = All new cases at that instance within the year | Resolved Cases = Cases finalised at that instance within the year | Pending Cases = Unresolved Cases on the 31st of December..

	Clearance Rate	Disposition Time	Incoming Cases /100 inhabitants	Resolved Cases /100 inhabitants	Pending Cases /100 inhabitants
Civil cases	1st Instance	NA	NA	NA	NA
	2nd Instance	101.7%	141	0.24	NA
	Highest Instance	98.8%	207	0.05	NAP
Criminal cases	1st Instance	100.0%	122	1.58	NA
	2nd Instance	98.6%	104	0.15	0.075
	Highest Instance	98.3%	114	0.02	NAP
Administrative cases	1st Instance	99.7%	241	0.35	NA
	2nd Instance	97.3%	209	0.11	NA
	Highest Instance	97.7%	228	0.03	NAP

Prosecution cases per 100 inhabitant

Received	NA	Received	189,65
Discontinued	NAP	Discontinued	74,55
Concluded by a penalty	NAP	Concluded by a penalty	16,07
Charged before the courts	NA	Charged before the courts	51,61

Note: There are different methodologies on calculating number of cases in prosecution statistics by event or by perpetrator. CEPEJ collects data per case (event) but some countries present it by perpetrator.

Court related mediation

Does the judicial system provide for court-related mediation procedures?	Value	Indicator
Mandatory mediation before going to court	14	✗
Mandatory mediation ordered by a judge	21	✗
Alternative dispute resolution Arbitration	43	✗
Conciliation	37	✓
Mediation (other than judicial mediation)	46	✓
Other ADR	19	✗

Judiciary related websites

Case-law

web.justicia.ad

Legislation

www.justicia.ad

ARMENIA



Population **2 962 000**

GDP per capita **3 544 €**

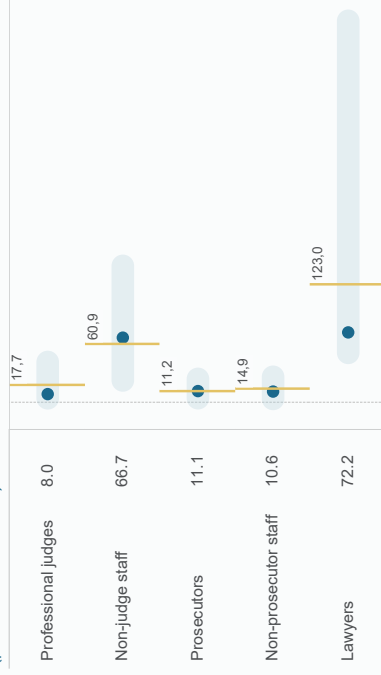
Avg gross annual salary

3 840 €

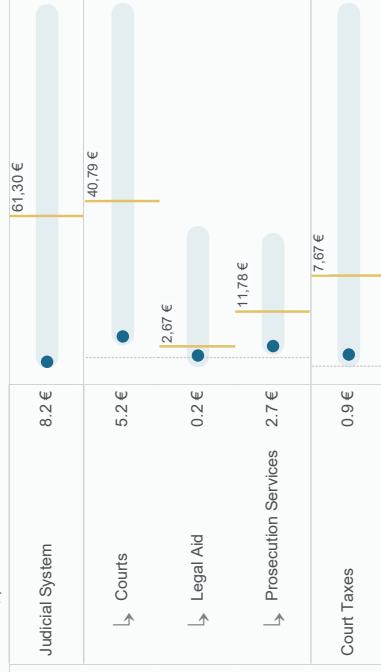
Exchange rate

554.8

Human Resources (per 100 000 inhabitants)




Financial Resources In Euros, per inhabitant



Salaries of judges and prosecutors

Ratio with average annual salary at the beginning and the end of career



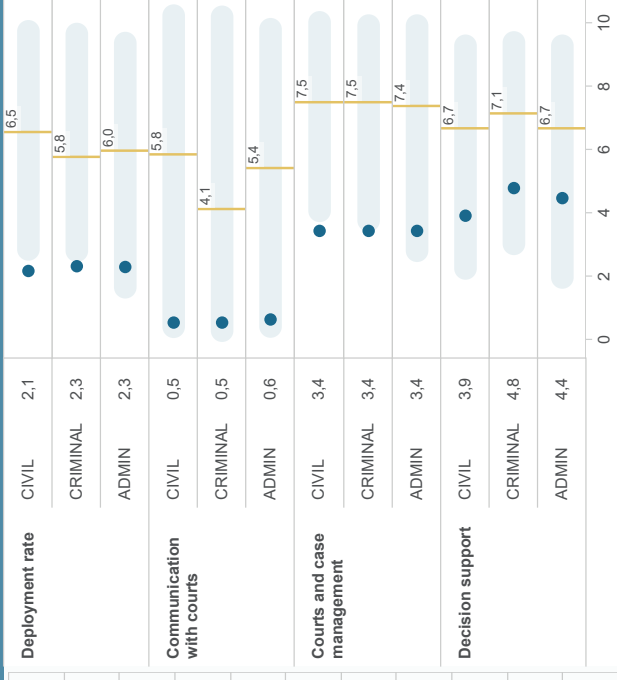
Recruitment and promotion of judges

Recruitment authority	By an authority made up of judges only	6	44	X
	By an authority made up of non-judges only	6	45	X
	By an authority made up of judges and non-judges	43	7	✓
Promotion authority	Same authority as for recruitment of judges	32	18	✓
Promotion criteria	Criteria for promotion: Years of experience	39	11	✓
	Criteria for promotion: Professional skills	39	11	X
	Criteria for promotion: Performance	30	20	✓
	Criteria for promotion: Assessment results	32	18	X
	Criteria for promotion: Subjective criteria	30	20	X
	Other criteria for promotion	14	38	X
	No criteria for promotion	4	46	X

Recruitment and promotion of prosecutors

Recruitment authority	By an authority made up of prosecutors only	16	34	X
	By an authority made up of non-prosecutors only	4	46	X
	By an authority made up of prosecutors and non-prosecutors	33	17	✓
Promotion authority	Same authority as for recruitment of prosecutors	35	15	✓
Promotion criteria	Criteria for promotion: Years of experience	46	46	✓
	Criteria for promotion: Professional skills	46	46	X
	Criteria for promotion: Performance	29	21	X
	Criteria for promotion: Assessment results	38	12	X
	Criteria for promotion: Subjective criteria	34	16	X
	Other criteria for promotion	19	31	✓
	No criteria for promotion	49	49	X

ICT in judiciary (index from 0 to 10)



CEPEJ efficiency indicators

Clearance Rate (CR) = (Resolved Cases / Incoming Cases) * 100 | Disposition Time (DT) = (Pending Cases / Resolved Cases) * 365
 Incoming Cases = All new cases at that instance within the year | Resolved Cases = Cases finalised at that instance within the year | Pending Cases = Unresolved Cases on the 31st of December..

	Clearance Rate	Disposition Time	Incoming Cases /100 inhabitants	Resolved Cases /100 inhabitants	Pending Cases /100 inhabitants
Civil cases	1st Instance	194 days	2.847	2.866	1.525
	2nd Instance	58 days	0.143	0.147	0.023
	Highest Instance	98 days	0.053	0.049	0.013
Criminal cases	1st Instance	215 days	0.099	0.103	0.061
	2nd Instance	NA	NA	NA	NA
	Highest Instance	50 days	0.067	0.066	0.009
Administrative cases	1st Instance	119 days	0.470	0.554	0.181
	2nd Instance	302 days	0.135	0.123	0.102
	Highest Instance	77 days	0.031	0.028	0.006

Prosecution cases per 100 inhabitant

Received	0.34	Received	30.9	189,65
Discontinued	0.24	Discontinued	22.0	74,55
Concluded by a penalty	NAP	Concluded by a penalty	NAP	16,07
Charged before the courts	0.10	Charged before the courts	8.9	51,61

Note: There are different methodologies on calculating number of cases in prosecution statistics by event or by perpetrator. CEPEJ collects data per case (event) but some countries present it by perpetrator.

Court related mediation

Does the judicial system provide for court-related mediation procedures?	Value	Indicator
Mandatory mediation before going to court	14	✗
Mandatory mediation ordered by a judge	21	✓
Alternative dispute resolution Arbitration	48	✓
Conciliation	37	✗
Mediation (other than judicial mediation)	46	✗
Other ADR	19	✓

Judiciary related websites

Case-law

www.datalex.am

Legislation

www.arlis.am

Other official websites

www.e-traffic.am

AUSTRIA



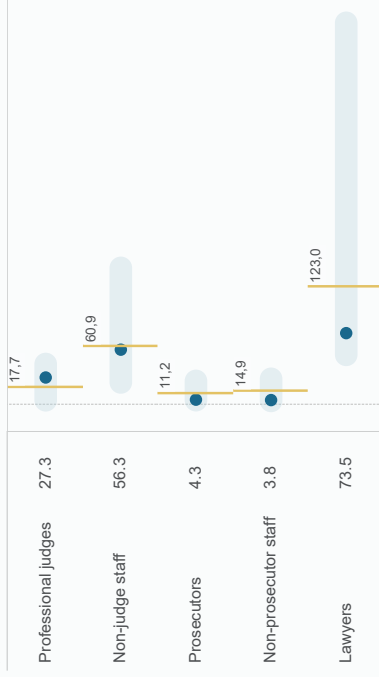
Population **8 822 267**

GDP per capita **43 680 €**

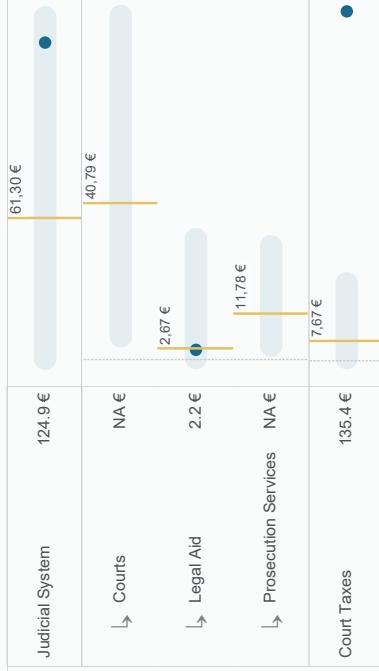
Avg gross annual salary **35 240 €**

Exchange rate **NAP**

Human Resources (per 100 000 inhabitants)




Financial Resources In Euros, per inhabitant



Salaries of judges and prosecutors

Ratio with average annual salary at the beginning and the end of career



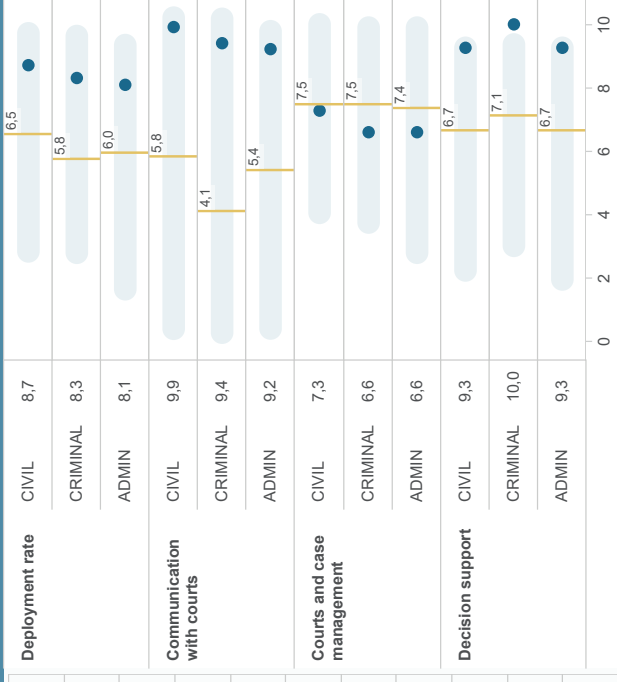
Recruitment and promotion of judges

Recruitment authority	By an authority made up of judges only	6	44	X
	By an authority made up of non-judges only	6	45	X
	By an authority made up of judges and non-judges	43	7	✓
Promotion authority	Same authority as for recruitment of judges	32	18	X
Promotion criteria	Criteria for promotion: Years of experience	39	11	✓
	Criteria for promotion: Professional skills	39	11	✓
	Criteria for promotion: Performance	30	20	X
	Criteria for promotion: Assessment results	32	18	X
	Criteria for promotion: Subjective criteria	30	20	✓
	Other criteria for promotion	14	38	X
	No criteria for promotion	4	46	X

Recruitment and promotion of prosecutors

Recruitment authority	By an authority made up of prosecutors only	16	34	X
	By an authority made up of non-prosecutors only	4	48	✓
	By an authority made up of prosecutors and non-prosecutors	33	17	X
Promotion authority	Same authority as for recruitment of prosecutors	35	15	X
Promotion criteria	Criteria for promotion: Years of experience	48	4	✓
	Criteria for promotion: Professional skills	46	4	✓
	Criteria for promotion: Performance	29	21	X
	Criteria for promotion: Assessment results	38	12	X
	Criteria for promotion: Subjective criteria	34	18	✓
	Other criteria for promotion	19	31	X
	No criteria for promotion	49	1	X

ICT in judiciary (index from 0 to 10)



CEPEJ efficiency indicators

Clearance Rate (CR) = (Resolved Cases / Incoming Cases) * 100 | Disposition Time (DT) = (Pending Cases / Resolved Cases) * 365
 Incoming Cases = All new cases at that instance within the year | Resolved Cases = Cases finalised at that instance within the year | Pending Cases = Unresolved Cases on the 31st of December..

	Clearance Rate	Disposition Time	Incoming Cases /100 inhabitants	Resolved Cases /100 inhabitants	Pending Cases /100 inhabitants
Civil cases	1st Instance	137 days	0.945	0.953	0.360
	2nd Instance	NA	NA	NA	NA
	Highest Instance	NA	NA	NA	NA
Criminal cases	1st Instance	120 days	0.794	0.805	0.265
	2nd Instance	43 days	0.109	0.110	0.013
	Highest Instance	122 days	0.021	0.022	0.008
Administrative cases	1st Instance	449 days	0.811	0.727	0.896
	2nd Instance	NA	NA	NA	NA
	Highest Instance	118 days	0.077	0.077	0.025

Prosecution cases per 100 inhabitant

	Received	Discontinued	Concluded by a penalty	Charged before the courts
Received	5.28	189.65	1242.5	16.07
Discontinued	4.22	74.55	992.6	51.61
Concluded by a penalty	0.21		49.4	
Charged before the courts	0.69		162.0	

Note: There are different methodologies on calculating number of cases in prosecution statistics by event or by perpetrator. CEPEJ collects data per case (event) but some countries present it by perpetrator.

Court related mediation

Does the judicial system provide for court-related mediation procedures?	Value	Indicator
Mandatory mediation before going to court	14	✓
Mandatory mediation ordered by a judge	21	✓
Alternative dispute resolution Arbitration	43	✓
Conciliation	37	✓
Mediation (other than judicial mediation)	46	✗
Other ADR	19	✗

Judiciary related websites

Case-law

www.ris.bka.gov.at; www.findok.bmf.gv.at

Legislation

www.ris.bka.gov.at

Other official websites

www.justiz.gv.at; www.findok.bmf.gv.at; www.vwdh.gv.at/service/formulare

AZERBAIJAN



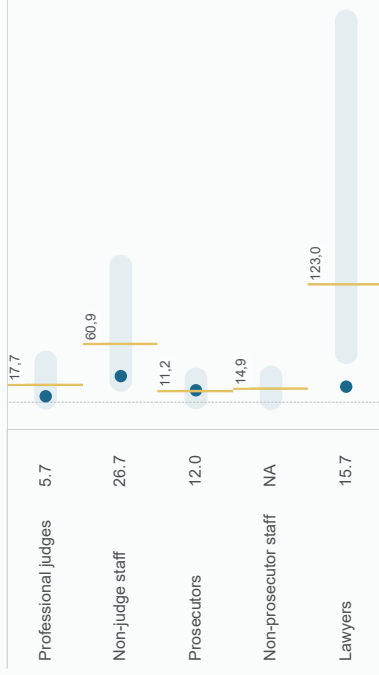
Population **9 898 100**

GDP per capita **4 174 €**

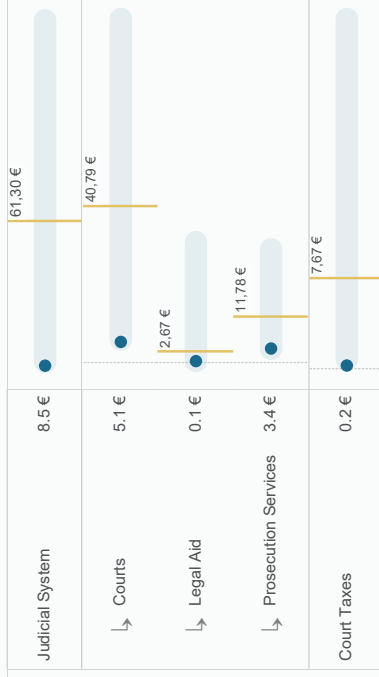
Avg gross annual salary **3 354 €**

Exchange rate **1,9468**

Human Resources (per 100 000 inhabitants)




Financial Resources In Euros, per inhabitant



Salaries of judges and prosecutors

Ratio with average annual salary at the beginning and the end of career



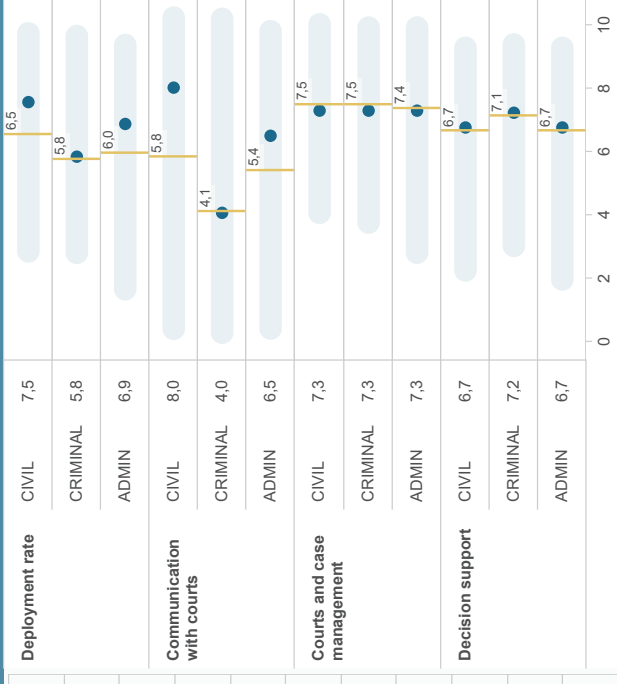
Recruitment and promotion of judges

Recruitment authority	By an authority made up of judges only	6	44	X
	By an authority made up of non-judges only	6	45	X
	By an authority made up of judges and non-judges	43	7	✓
Promotion authority	Same authority as for recruitment of judges	32	18	X
Promotion criteria	Criteria for promotion: Years of experience	39	11	✓
	Criteria for promotion: Professional skills	39	11	✓
	Criteria for promotion: Performance	30	20	✓
	Criteria for promotion: Assessment results	32	18	X
	Criteria for promotion: Subjective criteria	30	20	✓
	Other criteria for promotion	14	38	X
	No criteria for promotion	4	46	X

Recruitment and promotion of prosecutors

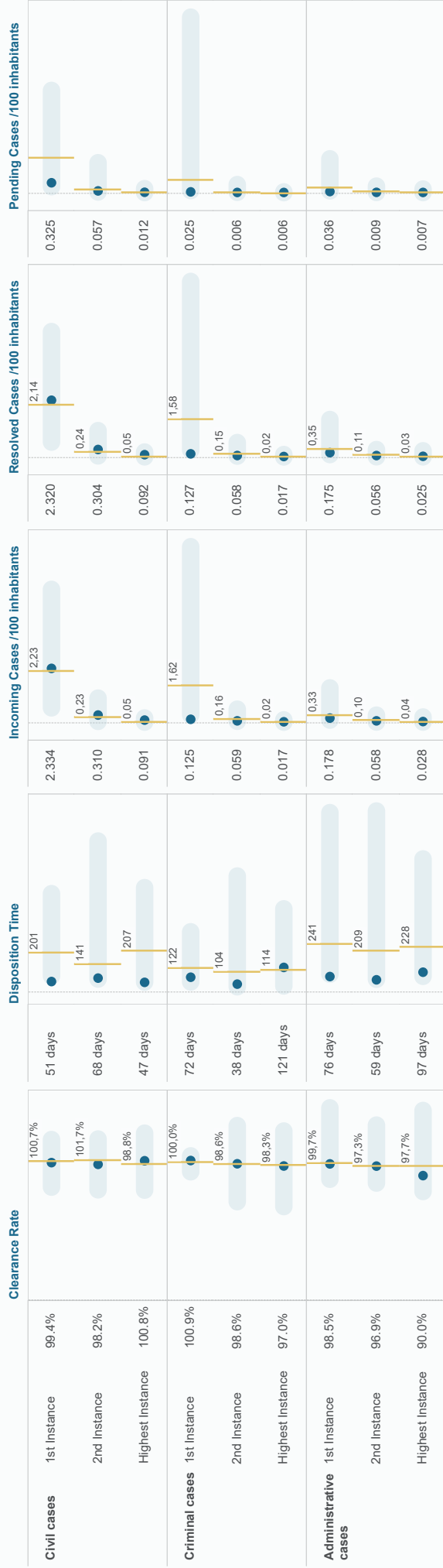
Recruitment authority	By an authority made up of prosecutors only	16	34	✓
	By an authority made up of non-prosecutors only	4	46	X
	By an authority made up of prosecutors and non-prosecutors	33	17	✓
Promotion authority	Same authority as for recruitment of prosecutors	35	15	✓
Promotion criteria	Criteria for promotion: Years of experience	46	4	✓
	Criteria for promotion: Professional skills	46	4	✓
	Criteria for promotion: Performance	29	21	X
	Criteria for promotion: Assessment results	38	12	✓
	Criteria for promotion: Subjective criteria	34	16	✓
	Other criteria for promotion	19	31	✓
	No criteria for promotion	49	1	X

ICT in judiciary (index from 0 to 10)

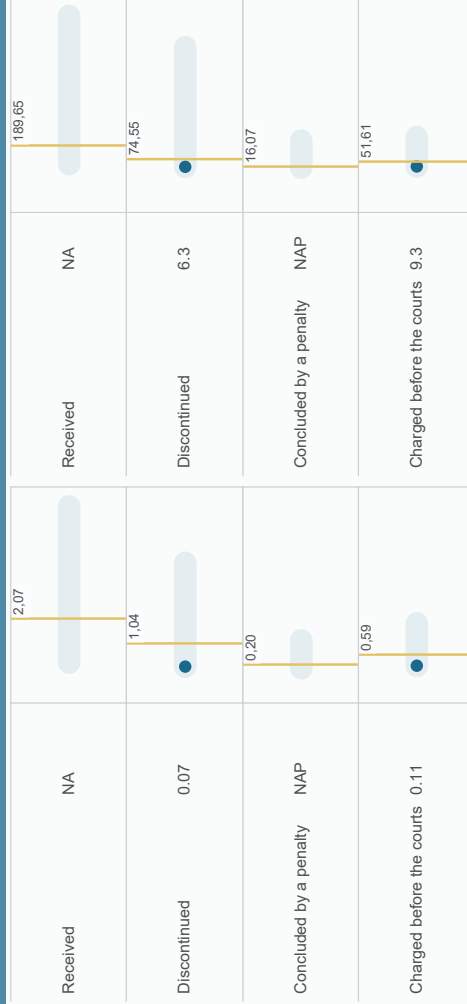


CEPEJ efficiency indicators

Clearance Rate (CR) = (Resolved Cases / Incoming Cases) * 100 | Disposition Time (DT) = (Pending Cases / Resolved Cases) * 365
 Incoming Cases = All new cases at that instance within the year | Resolved Cases = Cases finalised at that instance within the year | Pending Cases = Unresolved Cases on the 31st of December..




Prosecution cases per 100 inhabitant



Note: There are different methodologies on calculating number of cases in prosecution statistics by event or by perpetrator. CEPEJ collects data per case (event) but some countries present it by perpetrator.

Court related mediation



Judiciary related websites

Case-law
courts.gov.az

Legislation
e-ganun.az

Other official websites
justice.gov.az, ilc.gov.az



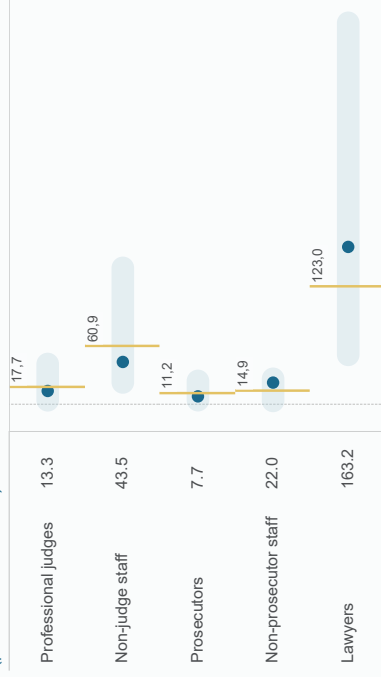
Population **11 431 406**

GDP per capita **39 500 €**

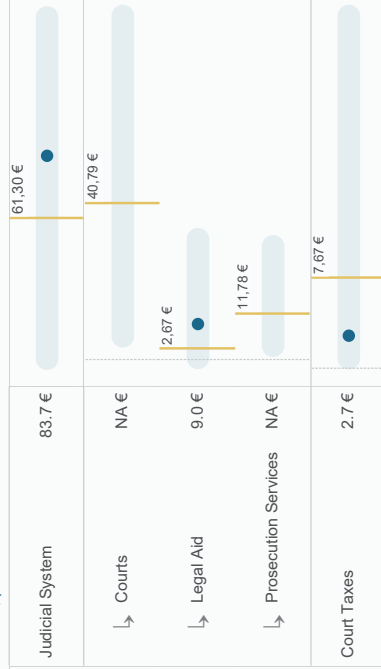
Avg gross annual salary **43 497 €**

Exchange rate **NAP**

Human Resources (per 100 000 inhabitants)

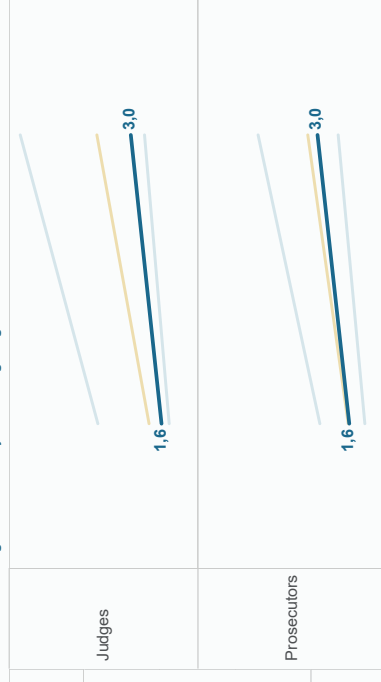


Financial Resources In Euros, per inhabitant



Salaries of judges and prosecutors

Ratio with average annual salary at the beginning and the end of career



Recruitment and promotion of judges

Recruitment authority	By an authority made up of judges only	6	44	X
	By an authority made up of non-judges only	6	45	X
	By an authority made up of judges and non-judges	43	7	✓
Promotion authority	Same authority as for recruitment of judges	32	18	✓
Promotion criteria	Criteria for promotion: Years of experience	39	11	✓
	Criteria for promotion: Professional skills	39	11	✓
	Criteria for promotion: Performance	30	20	X
	Criteria for promotion: Assessment results	32	18	X
	Criteria for promotion: Subjective criteria	30	20	✓
	Other criteria for promotion	14	38	X
	No criteria for promotion	4	46	X

Recruitment and promotion of prosecutors

Recruitment authority	By an authority made up of prosecutors only	16	34	X
	By an authority made up of non-prosecutors only	4	48	X
	By an authority made up of prosecutors and non-prosecutors	33	17	✓
Promotion authority	Same authority as for recruitment of prosecutors	35	15	✓
Promotion criteria	Criteria for promotion: Years of experience	46	4	✓
	Criteria for promotion: Professional skills	46	4	✓
	Criteria for promotion: Performance	29	21	X
	Criteria for promotion: Assessment results	38	12	X
	Criteria for promotion: Subjective criteria	34	18	✓
	Other criteria for promotion	19	31	X
	No criteria for promotion	49	0	X

ICT in judiciary (index from 0 to 10)

Deployment rate	CIVIL	3.9	6.5
	CRIMINAL	4.0	5.8
	ADMIN	5.6	6.0
Communication with courts	CIVIL	1.3	5.8
	CRIMINAL	1.3	4.1
	ADMIN	5.4	5.4
Courts and case management	CIVIL	5.9	7.5
	CRIMINAL	5.9	7.5
	ADMIN	5.9	7.4
Decision support	CIVIL	7.0	6.7
	CRIMINAL	7.5	7.1
	ADMIN	5.6	6.7

CEPEJ efficiency indicators

Clearance Rate (CR) = (Resolved Cases / Incoming Cases) * 100 | Disposition Time (DT) = (Pending Cases / Resolved Cases) * 365
 Incoming Cases = All new cases at that instance within the year | Resolved Cases = Cases finalised at that instance within the year | Pending Cases = Unresolved Cases on the 31st of December..

	Clearance Rate	Disposition Time	Incoming Cases /100 inhabitants	Resolved Cases /100 inhabitants	Pending Cases /100 inhabitants
Civil cases	1st Instance	112.5%	6.712	7.548	NA
	2nd Instance	104.0%	0.224	0.233	NA
	Highest Instance	96.1%	0.008	0.008	0.010
Criminal cases	1st Instance	99.9%	2.261	2.258	NA
	2nd Instance	96.1%	0.257	0.247	NA
	Highest Instance	104.0%	0.012	0.012	0.005
Administrative cases	1st Instance	118.8%	0.146	0.173	0.176
	2nd Instance	NAP	NAP	NAP	NAP
	Highest Instance	80.9%	0.004	0.003	0.003

Prosecution cases per 100 inhabitant

	Received	Discontinued	Concluded by a penalty	Charged before the courts
Received	4.79	2.07	623.4	189.65
Discontinued	2.98	1.04	388.0	74.55
Concluded by a penalty	0.40	0.20	51.9	16.07
Charged before the courts	0.22	0.59	28.3	51.61

Note: There are different methodologies on calculating number of cases in prosecution statistics by event or by perpetrator. CEPEJ collects data per case (event) but some countries present it by perpetrator.

Court related mediation

Does the judicial system provide for court-related mediation procedures?	Value	Indicator
Mandatory mediation before going to court	14	✗
Mandatory mediation ordered by a judge	21	✓
Alternative dispute resolution Arbitration	43	✓
Conciliation	37	✓
Mediation (other than judicial mediation)	46	✓
Other ADR	19	✓

Judiciary related websites

Case-law
<http://www.juridat.be>
https://justice.belgium.be/fr/ordre_judiciaire/cours_et_tribunaux/cour_de_cassation

Legislation
http://www.ejustice.just.fgov.be/cgi_loi/loi.pl
https://justice.belgium.be/fr/moniteur_belge

Other official websites
<https://www.tribunaux-rechtbanken.be>
https://justice.belgium.be/fr/index_a-z/documents/declaration_de_la_victime
<https://justice.be>

BOSNIA AND HERZEGOVINA



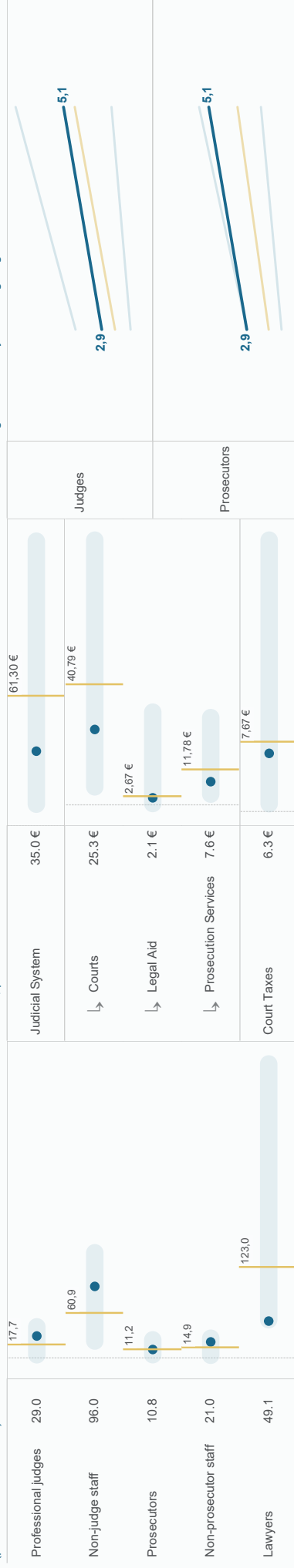
Population **3 496 121**

GDP per capita **4 886 €**

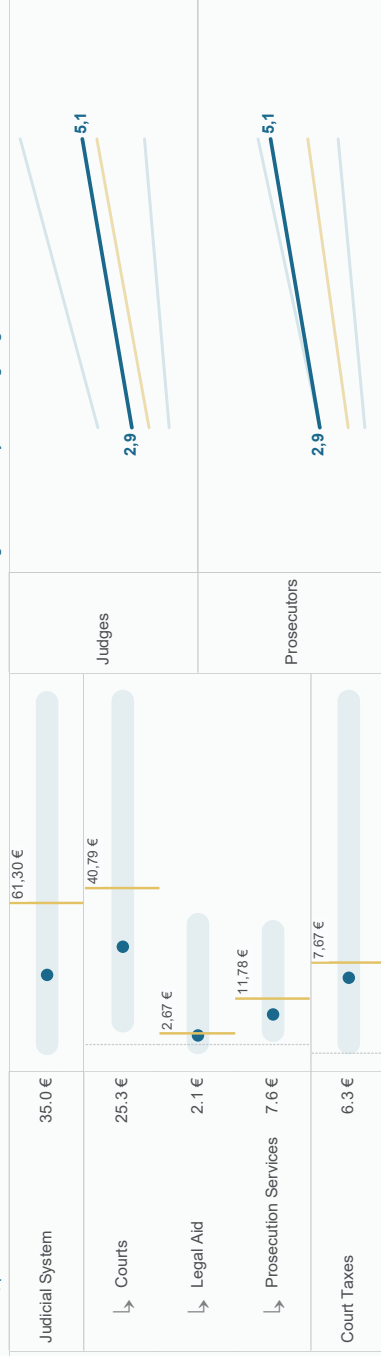
Avg gross annual salary **8 363 €**

Exchange rate **1.95583**

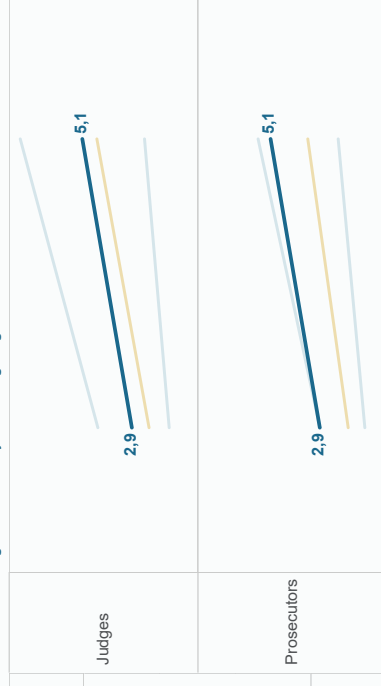
Human Resources (per 100 000 inhabitants)



Financial Resources In Euros, per inhabitant



Salaries of judges and prosecutors Ratio with average annual salary at the beginning and the end of career



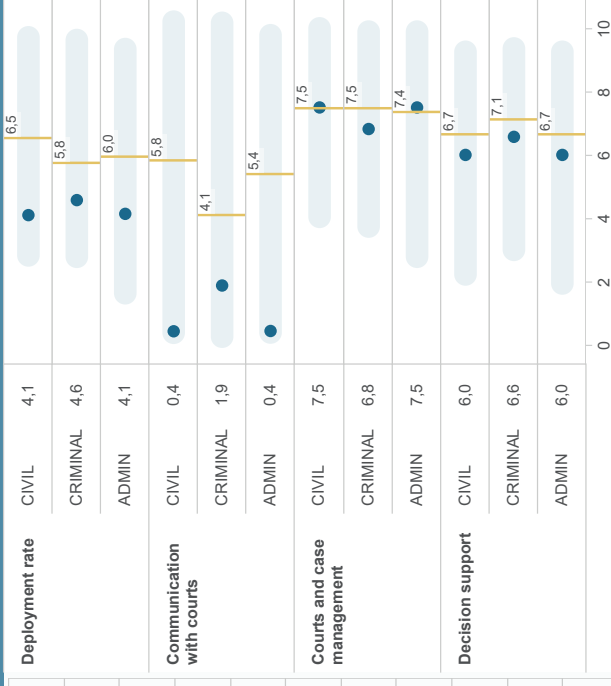
Recruitment and promotion of judges

Recruitment authority	By an authority made up of judges only	6	44	X
	By an authority made up of non-judges only	6	45	X
	By an authority made up of judges and non-judges	49	7	✓
Promotion authority	Same authority as for recruitment of judges	32	18	✓
Promotion criteria	Criteria for promotion: Years of experience	39	11	✓
	Criteria for promotion: Professional skills	39	11	✓
	Criteria for promotion: Performance	30	20	✓
	Criteria for promotion: Assessment results	32	18	✓
	Criteria for promotion: Subjective criteria	30	20	✓
	Other criteria for promotion	14	38	X
	No criteria for promotion	4	46	X

Recruitment and promotion of prosecutors

Recruitment authority	By an authority made up of prosecutors only	16	34	X
	By an authority made up of non-prosecutors only	4	46	X
	By an authority made up of prosecutors and non-prosecutors	33	17	✓
Promotion authority	Same authority as for recruitment of prosecutors	35	15	✓
Promotion criteria	Criteria for promotion: Years of experience	46	4	✓
	Criteria for promotion: Professional skills	46	4	✓
	Criteria for promotion: Performance	29	21	✓
	Criteria for promotion: Assessment results	38	12	✓
	Criteria for promotion: Subjective criteria	34	16	✓
	Other criteria for promotion	19	31	X
	No criteria for promotion	49	4	X

ICT in judiciary (index from 0 to 10)



CEPEJ efficiency indicators

Clearance Rate (CR) = (Resolved Cases / Incoming Cases) * 100 | Disposition Time (DT) = (Pending Cases / Resolved Cases) * 365
 Incoming Cases = All new cases at that instance within the year | Resolved Cases = Cases finalised at that instance within the year | Pending Cases = Unresolved Cases on the 31st of December..

	Clearance Rate	Disposition Time	Incoming Cases /100 inhabitants	Resolved Cases /100 inhabitants	Pending Cases /100 inhabitants
Civil cases	1st Instance	483 days	3.237	4.064	5.383
	2nd Instance	466 days	0.953	0.979	1.252
	Highest Instance	215 days	0.147	0.175	0.104
Criminal cases	1st Instance	293 days	4.345	4.435	3.566
	2nd Instance	64 days	0.409	0.416	0.073
	Highest Instance	63 days	0.124	0.125	0.022
Administrative cases	1st Instance	392 days	0.220	0.208	0.223
	2nd Instance	470 days	0.137	0.149	0.192
	Highest Instance	NAP	NAP	NAP	NAP

Prosecution cases per 100 inhabitant

	Received	Discontinued	Concluded by a penalty	Charged before the courts
Received	1.53	141.9	16.07	51.61
Discontinued	0.28	26.2	33.5	32.5
Concluded by a penalty	0.36			
Charged before the courts	0.35			

Note: There are different methodologies on calculating number of cases in prosecution statistics by event or by perpetrator. CEPEJ collects data per case (event) but some countries present it by perpetrator.

Court related mediation

Does the judicial system provide for court-related mediation procedures?	Value	Indicator
Mandatory mediation before going to court	14	✓
Mandatory mediation ordered by a judge	21	✗
Alternative dispute resolution Arbitration	43	✗
Conciliation	37	✓
Mediation (other than judicial mediation)	46	✓
Other ADR	19	✓

Judiciary related websites

Case-law

www.uslavnisud.ba/

Legislation

<http://www.parlament.ba/>

Other official websites

<https://www.pravosudje.ba/predm/faces/login.jsp>

BULGARIA



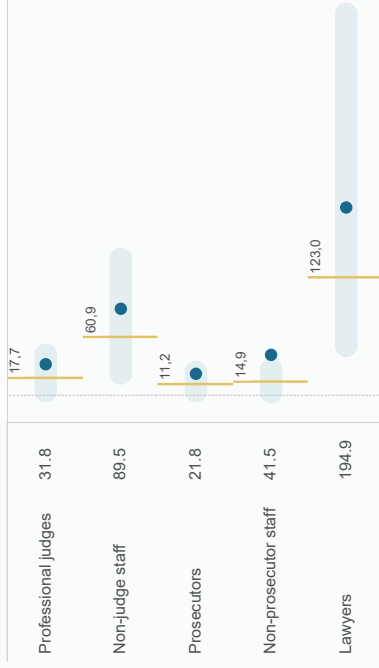
Population **7 000 039**

GDP per capita **7 855 €**

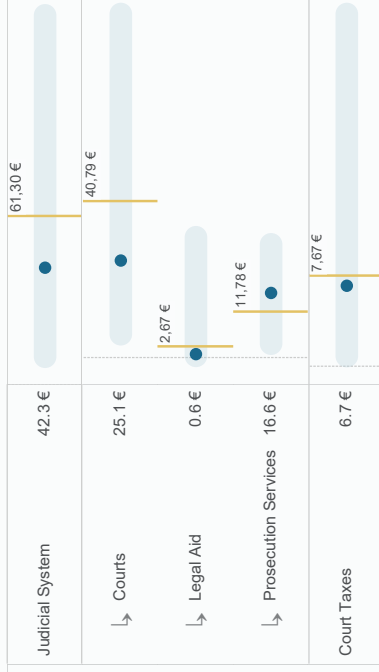
Avg gross annual salary **6 964 €**

Exchange rate **1.95583**

Human Resources (per 100 000 inhabitants)




Financial Resources In Euros, per inhabitant



Salaries of judges and prosecutors

Ratio with average annual salary at the beginning and the end of career



Recruitment and promotion of judges

Recruitment authority	By an authority made up of judges only	6	44	X
	By an authority made up of non-judges only	6	45	X
	By an authority made up of judges and non-judges	49	7	✓
Promotion authority	Same authority as for recruitment of judges	32	18	✓
Promotion criteria	Criteria for promotion: Years of experience	39	11	✓
	Criteria for promotion: Professional skills	39	11	✓
	Criteria for promotion: Performance	30	20	✓
	Criteria for promotion: Assessment results	32	18	✓
	Criteria for promotion: Subjective criteria	30	20	✓
	Other criteria for promotion	14	36	X
	No criteria for promotion	4	46	X

Recruitment and promotion of prosecutors

Recruitment authority	By an authority made up of prosecutors only	16	34	X
	By an authority made up of non-prosecutors only	4	46	X
	By an authority made up of prosecutors and non-prosecutors	33	17	✓
Promotion authority	Same authority as for recruitment of prosecutors	35	15	✓
Promotion criteria	Criteria for promotion: Years of experience	46	4	✓
	Criteria for promotion: Professional skills	46	4	✓
	Criteria for promotion: Performance	29	21	✓
	Criteria for promotion: Assessment results	38	12	✓
	Criteria for promotion: Subjective criteria	34	16	✓
	Other criteria for promotion	19	31	X
	No criteria for promotion	49	4	X

ICT in judiciary (index from 0 to 10)

Deployment rate	CIVIL	3.4	6.5
	CRIMINAL	3.3	5.8
	ADMIN	3.4	6.0
Communication with courts	CIVIL	0.6	5.8
	CRIMINAL	0.6	4.1
	ADMIN	0.6	5.4
Courts and case management	CIVIL	6.2	7.5
	CRIMINAL	6.2	7.5
	ADMIN	6.2	7.4
Decision support	CIVIL	4.1	6.7
	CRIMINAL	3.5	7.1
	ADMIN	4.1	6.7

CEPEJ efficiency indicators

Clearance Rate (CR) = (Resolved Cases / Incoming Cases) * 100 | Disposition Time (DT) = (Pending Cases / Resolved Cases) * 365
 Incoming Cases = All new cases at that instance within the year | Resolved Cases = Cases finalised at that instance within the year | Pending Cases = Unresolved Cases on the 31st of December..

	Clearance Rate	Disposition Time	Incoming Cases /100 inhabitants	Resolved Cases /100 inhabitants	Pending Cases /100 inhabitants
Civil cases	1st Instance	NA	NA	NA	NA
	2nd Instance	NA	NA	NA	NA
	Highest Instance	95.5%	183 days	0.116	0.056
Criminal cases	1st Instance	99.3%	51 days	2.176	0.307
	2nd Instance	100.5%	49 days	0.183	0.025
	Highest Instance	102.0%	75 days	0.018	0.004
Administrative cases	1st Instance	99.7%	112 days	0.445	0.136
	2nd Instance	100.8%	59 days	0.210	0.034
	Highest Instance	100.3%	140 days	0.227	0.088

Prosecution cases per 100 inhabitant

	Received	Discontinued	Concluded by a penalty	Charged before the courts
Received	1.64	75.3	189.65	19.8
Discontinued	1.12	51.2	74.55	19.8
Concluded by a penalty	NAP	NAP	16.07	19.8
Charged before the courts	0.43	19.8	51.61	19.8

Note: There are different methodologies on calculating number of cases in prosecution statistics by event or by perpetrator. CEPEJ collects data per case (event) but some countries present it by perpetrator.

Court related mediation

Does the judicial system provide for court-related mediation procedures?	Value	Indicator
Mandatory mediation before going to court	14	✗
Mandatory mediation ordered by a judge	21	✗
Alternative dispute resolution	43	✓
Arbitration	37	✓
Conciliation	46	✓
Mediation (other than judicial mediation)	46	✓
Other ADR	19	✓

Judiciary related websites

Case-law
<http://www.sac.government.bg>; <http://www.vks.bg>

Legislation
<http://dy.parliament.bg>

Other official websites
www.compensation.bg

CROATIA



Population **4 076 246**

GDP per capita **12 593 €**

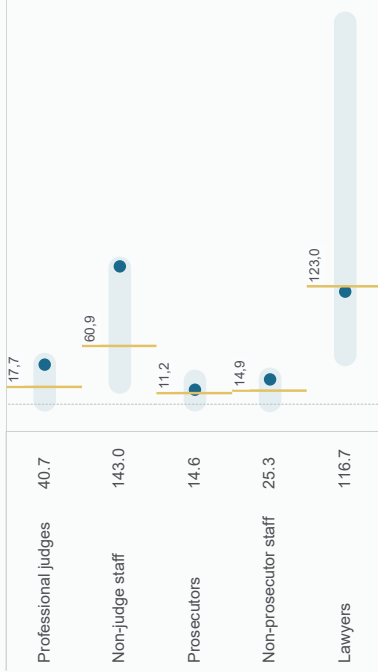
Avg gross annual salary

13 671 €

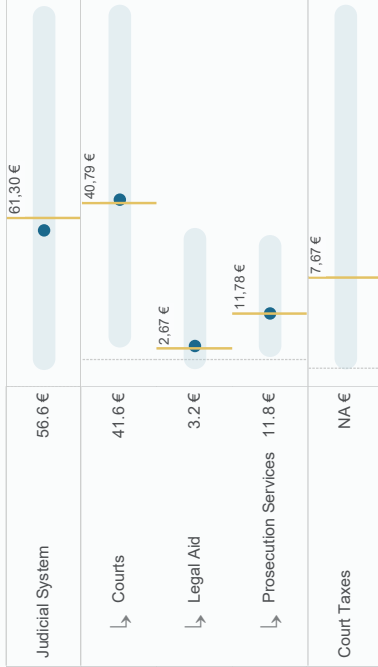
Exchange rate

7.40941

Human Resources (per 100 000 inhabitants)




Financial Resources In Euros, per inhabitant



Salaries of judges and prosecutors

Ratio with average annual salary at the beginning and the end of career



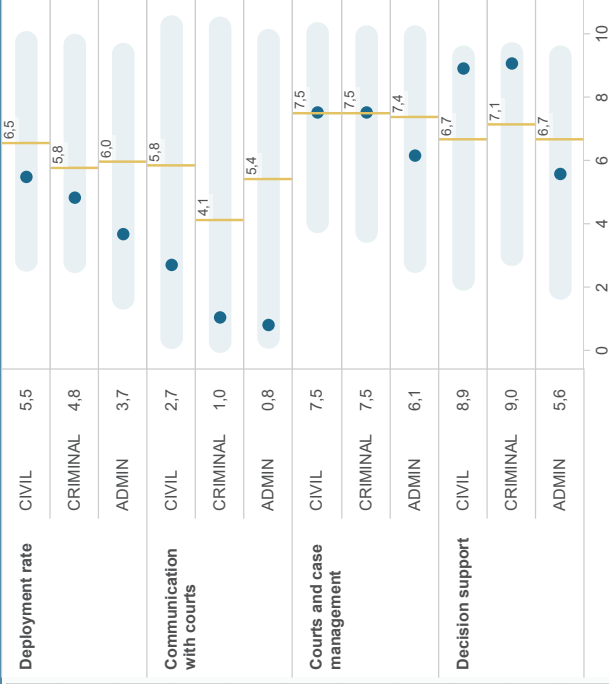
Recruitment and promotion of judges

Recruitment authority	By an authority made up of judges only	6	44	X
	By an authority made up of non-judges only	6	45	X
	By an authority made up of judges and non-judges	43	7	✓
Promotion authority	Same authority as for recruitment of judges	32	18	✓
Promotion criteria	Criteria for promotion: Years of experience	39	11	✓
	Criteria for promotion: Professional skills	39	11	✓
	Criteria for promotion: Performance	30	20	✓
	Criteria for promotion: Assessment results	32	18	✓
	Criteria for promotion: Subjective criteria	30	20	✓
	Other criteria for promotion	14	36	✓
	No criteria for promotion	4	46	X

Recruitment and promotion of prosecutors

Recruitment authority	By an authority made up of prosecutors only	16	34	X
	By an authority made up of non-prosecutors only	4	46	X
	By an authority made up of prosecutors and non-prosecutors	33	17	✓
Promotion authority	Same authority as for recruitment of prosecutors	35	15	✓
Promotion criteria	Criteria for promotion: Years of experience	46	4	✓
	Criteria for promotion: Professional skills	46	4	✓
	Criteria for promotion: Performance	29	21	✓
	Criteria for promotion: Assessment results	38	12	✓
	Criteria for promotion: Subjective criteria	34	16	✓
	Other criteria for promotion	19	31	✓
	No criteria for promotion	49	0	X

ICT in judiciary (index from 0 to 10)



CEPEJ efficiency indicators

Clearance Rate (CR) = (Resolved Cases / Incoming Cases) * 100 | Disposition Time (DT) = (Pending Cases / Resolved Cases) * 365
 Incoming Cases = All new cases at that instance within the year | Resolved Cases = Cases finalised at that instance within the year | Pending Cases = Unresolved Cases on the 31st of December..

	Clearance Rate	Disposition Time	Incoming Cases /100 inhabitants	Resolved Cases /100 inhabitants	Pending Cases /100 inhabitants
Civil cases	1st Instance	374 days 100.7%	2.856 2.23	3.212 2.14	3.294
	2nd Instance	279 days 101.7%	0.915 0.23	1.113 0.24	0.854
	Highest Instance	NA 98.8%	NA 0.05	NA	NA
Criminal cases	1st Instance	147 days 100.0%	4.580 1.62	4.593 1.58	1.855
	2nd Instance	160 days 98.6%	0.536 0.16	0.677 0.15	0.297
	Highest Instance	135 days 98.3%	0.047 0.02	0.047 0.02	0.017
Administrative cases	1st Instance	197 days 99.7%	0.329 0.33	0.382 0.35	0.207
	2nd Instance	194 days 97.3%	0.148 0.10	0.127 0.11	0.068
	Highest Instance	NA 97.7%	NA 0.04	NA	NA

Prosecution cases per 100 inhabitant

	Received	Discontinued	Concluded by a penalty	Charged before the courts
Received	1.52 2.07	104.0 189.65	0.3 16.07	27.7 51.61
Discontinued	0.60 1.04	41.1 74.55	0.3	
Concluded by a penalty	0.00 0.20		0.3	
Charged before the courts	0.40 0.59			27.7

Note: There are different methodologies on calculating number of cases in prosecution statistics by event or by perpetrator. CEPEJ collects data per case (event) but some countries present it by perpetrator.

Court related mediation

Does the judicial system provide for court-related mediation procedures?	Value	Indicator
Mandatory mediation before going to court	14	✓
Mandatory mediation ordered by a judge	21	✓
Alternative dispute resolution Arbitration	43	✗
Conciliation	37	✓
Mediation (other than judicial mediation)	46	✓
Other ADR	19	✗

Judiciary related websites

Case-law

<https://sudskapraksa.csp.vish.hr/home>

Legislation

<https://narodne-novine.nn.hr/search.aspx>

Other official websites

www.ppravosudje.hr

CYPRUS



Exchange rate **NAP**

22 896 €

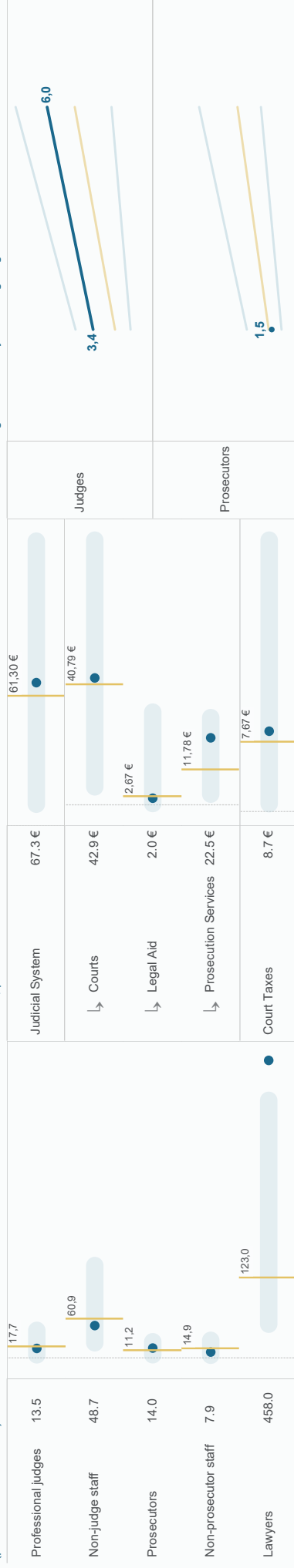
Avg gross annual salary

23 202 €

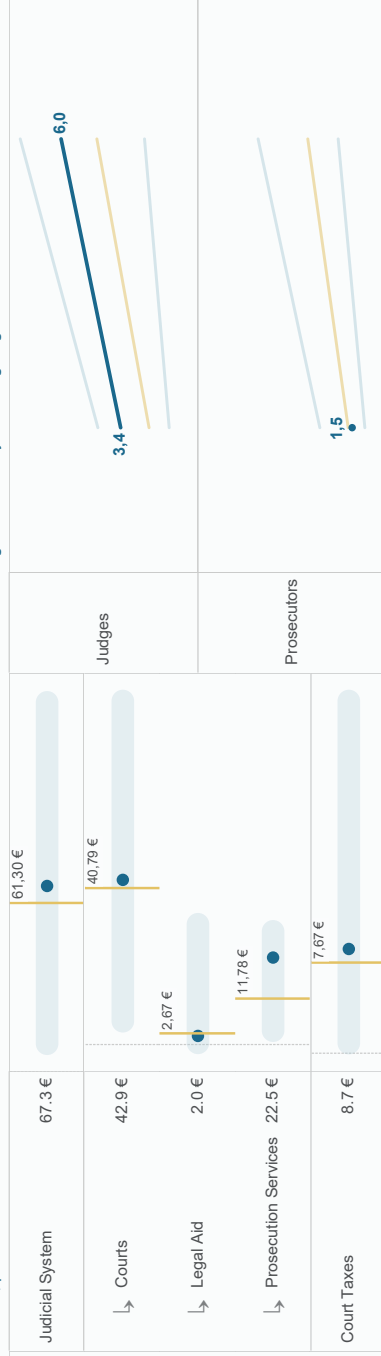
Population **875 900**

GDP per capita **23 202 €**

Human Resources (per 100 000 inhabitants)




Financial Resources In Euros, per inhabitant



Salaries of judges and prosecutors

Ratio with average annual salary at the beginning and the end of career



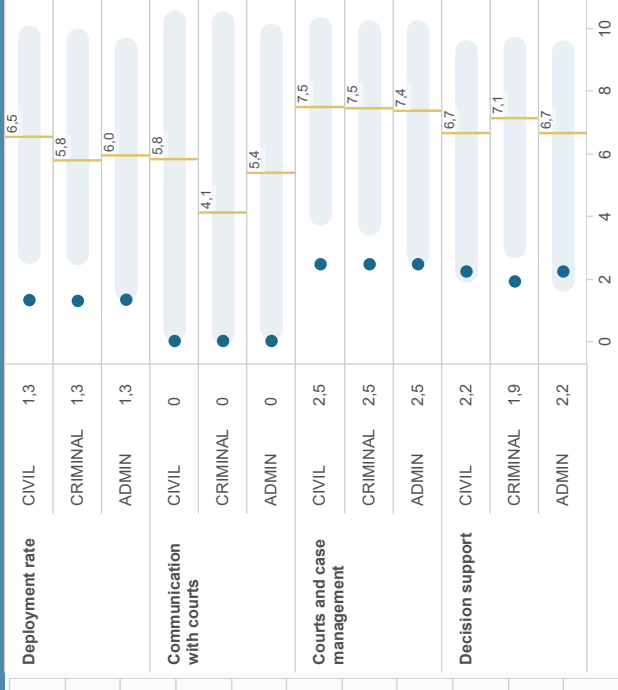
Recruitment and promotion of judges

Recruitment authority	By an authority made up of judges only	6	44	✓
	By an authority made up of non-judges only	6	45	✗
	By an authority made up of judges and non-judges	43	7	✗
Promotion authority	Same authority as for recruitment of judges	32	18	✓
Promotion criteria	Criteria for promotion: Years of experience	39	11	✓
	Criteria for promotion: Professional skills	39	11	✓
	Criteria for promotion: Performance	30	20	✓
	Criteria for promotion: Assessment results	32	18	✓
	Criteria for promotion: Subjective criteria	30	20	✓
	Other criteria for promotion	14	38	✗
	No criteria for promotion	4	46	✗

Recruitment and promotion of prosecutors

Recruitment authority	By an authority made up of prosecutors only	16	34	✗
	By an authority made up of non-prosecutors only	4	48	✗
	By an authority made up of prosecutors and non-prosecutors	33	17	✓
Promotion authority	Same authority as for recruitment of prosecutors	35	15	✓
Promotion criteria	Criteria for promotion: Years of experience	46	4	✓
	Criteria for promotion: Professional skills	46	4	✓
	Criteria for promotion: Performance	29	21	✓
	Criteria for promotion: Assessment results	38	12	✓
	Criteria for promotion: Subjective criteria	34	18	✓
	Other criteria for promotion	19	31	✗
	No criteria for promotion	49	4	✗

ICT in judiciary (index from 0 to 10)



CEPEJ efficiency indicators

Clearance Rate (CR) = (Resolved Cases / Incoming Cases) * 100 | Disposition Time (DT) = (Pending Cases / Resolved Cases) * 365
 Incoming Cases = All new cases at that instance within the year | Resolved Cases = Cases finalised at that instance within the year | Pending Cases = Unresolved Cases on the 31st of December..

	Clearance Rate	Disposition Time	Incoming Cases /100 inhabitants	Resolved Cases /100 inhabitants	Pending Cases /100 inhabitants
Civil cases	1st Instance	NA	NA	NA	NA
	2nd Instance	101,7%	141	0,24	NA
	Highest Instance	98,8%	207	0,05	NAP
Criminal cases	1st Instance	100,0%	122	1,58	5,589
	2nd Instance	98,6%	104	0,15	0,069
	Highest Instance	98,3%	114	0,02	NAP
Administrative cases	1st Instance	99,7%	241	0,35	0,651
	2nd Instance	97,3%	209	0,11	0,107
	Highest Instance	97,7%	228	0,04	NAP

Prosecution cases per 100 inhabitant

Received	NA	2,07	Received	NA	189,65
Discontinued	NA	1,04	Discontinued	NA	74,55
Concluded by a penalty	NA	0,20	Concluded by a penalty	NA	16,07
Charged before the courts	NA	0,59	Charged before the courts	NA	51,61

Note: There are different methodologies on calculating number of cases in prosecution statistics by event or by perpetrator. CEPEJ collects data per case (event) but some countries present it by perpetrator.

Court related mediation

Does the judicial system provide for court-related mediation procedures?	Value	Indicator
Mandatory mediation before going to court	14	✓
Mandatory mediation ordered by a judge	21	✗
Alternative dispute resolution Arbitration	43	✗
Conciliation	37	✓
Mediation (other than judicial mediation)	46	✗
Other ADR	19	✓

Judiciary related websites

Case-law

www.leginet.eu, www.cylaw.com

Legislation

www.leginet.eu, www.cylaw.com

Other official websites

X

CZECH REPUBLIC



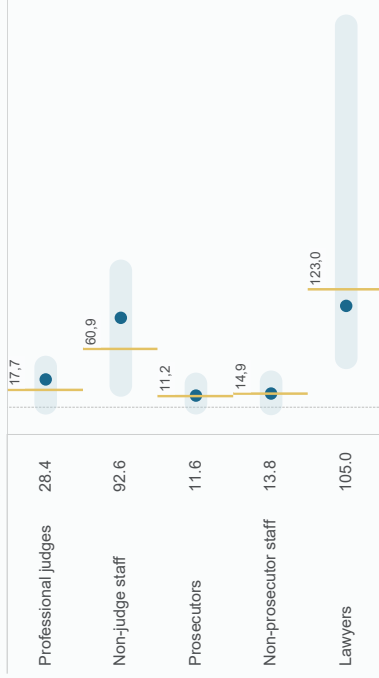
Population **10 649 800**

GDP per capita **19 489 €**

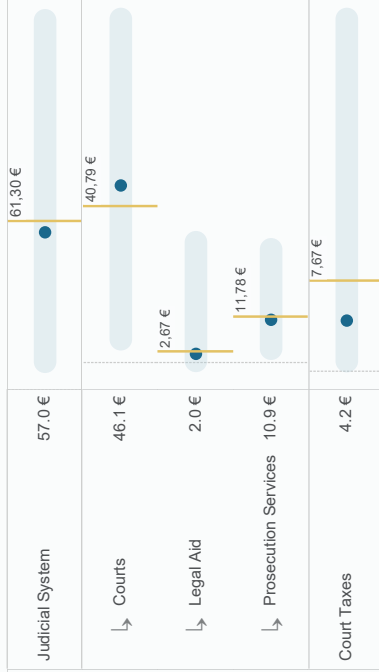
Avg gross annual salary **14 365 €**

Exchange rate **25.73**

Human Resources (per 100 000 inhabitants)

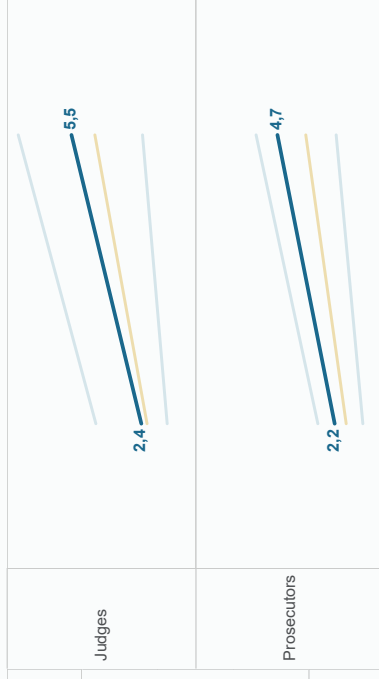


Financial Resources In Euros, per inhabitant



Salaries of judges and prosecutors

Ratio with average annual salary at the beginning and the end of career



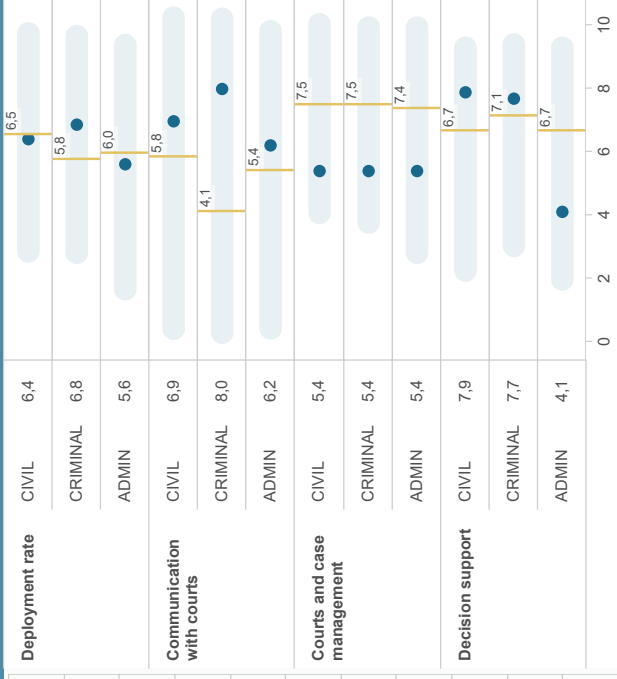
Recruitment and promotion of judges

Recruitment authority	By an authority made up of judges only	6	44	X
	By an authority made up of non-judges only	6	45	✓
	By an authority made up of judges and non-judges	43	7	X
Promotion authority	Same authority as for recruitment of judges	32	18	X
Promotion criteria	Criteria for promotion: Years of experience	39	11	✓
	Criteria for promotion: Professional skills	39	11	✓
	Criteria for promotion: Performance	30	20	X
	Criteria for promotion: Assessment results	32	18	X
	Criteria for promotion: Subjective criteria	30	20	X
	Other criteria for promotion	14	38	X
	No criteria for promotion	4	46	X

Recruitment and promotion of prosecutors

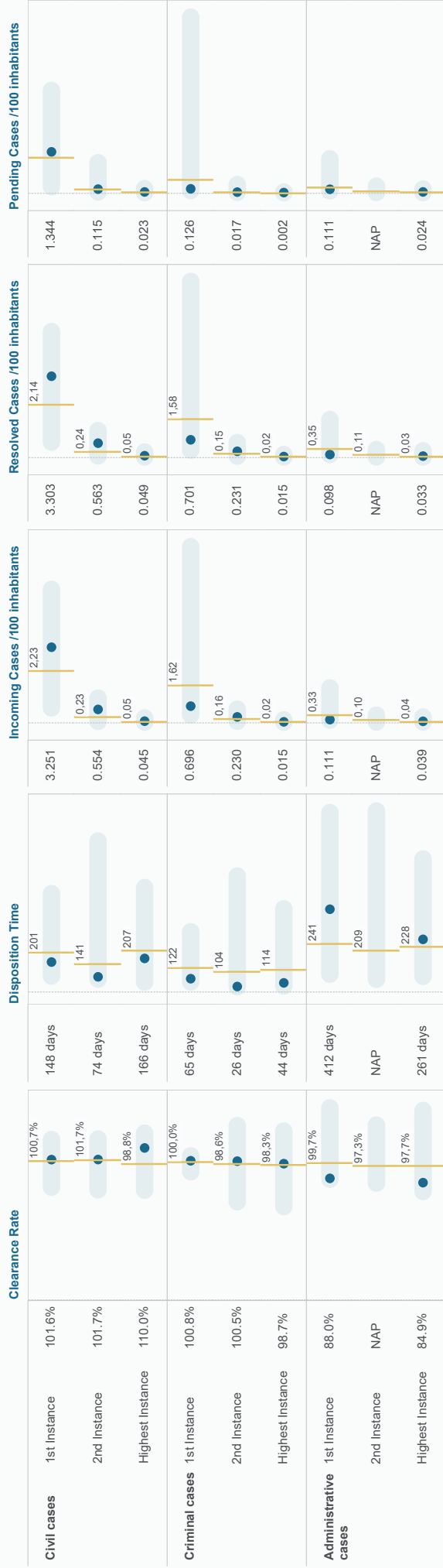
Recruitment authority	By an authority made up of prosecutors only	16	34	X
	By an authority made up of non-prosecutors only	4	46	✓
	By an authority made up of prosecutors and non-prosecutors	33	17	X
Promotion authority	Same authority as for recruitment of prosecutors	35	15	✓
Promotion criteria	Criteria for promotion: Years of experience	46	4	✓
	Criteria for promotion: Professional skills	46	4	✓
	Criteria for promotion: Performance	29	21	X
	Criteria for promotion: Assessment results	38	12	X
	Criteria for promotion: Subjective criteria	34	16	X
	Other criteria for promotion	19	31	X
	No criteria for promotion	49	0	X

ICT in judiciary (index from 0 to 10)

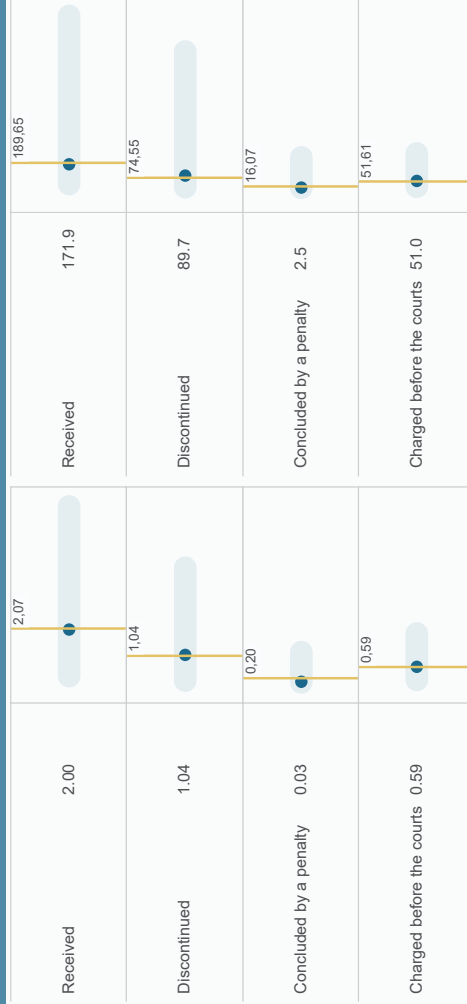


CEPEJ efficiency indicators

Clearance Rate (CR) = (Resolved Cases / Incoming Cases) * 100 | Disposition Time (DT) = (Pending Cases / Resolved Cases) * 365
 Incoming Cases = All new cases at that instance within the year | Resolved Cases = Cases finalised at that instance within the year | Pending Cases = Unresolved Cases on the 31st of December..




Prosecution cases per 100 inhabitant



Note: There are different methodologies on calculating number of cases in prosecution statistics by event or by perpetrator. CEPEJ collects data per case (event) but some countries present it by perpetrator.

Court related mediation



Judiciary related websites

Case-law
www.risoud.cz

Legislation
www.tmvgr.cz

Other official websites
www.justice.cz



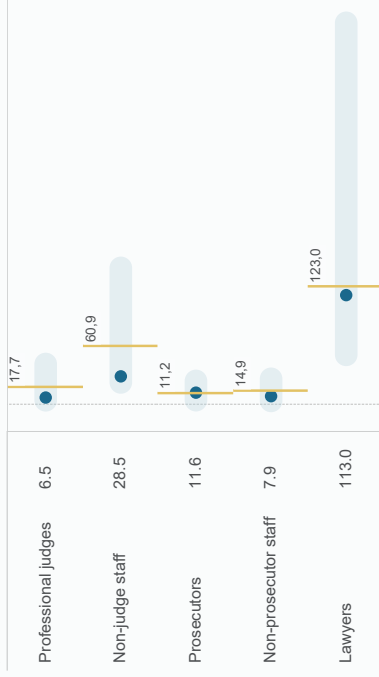
Population **5 806 081**

GDP per capita **51 280 €**

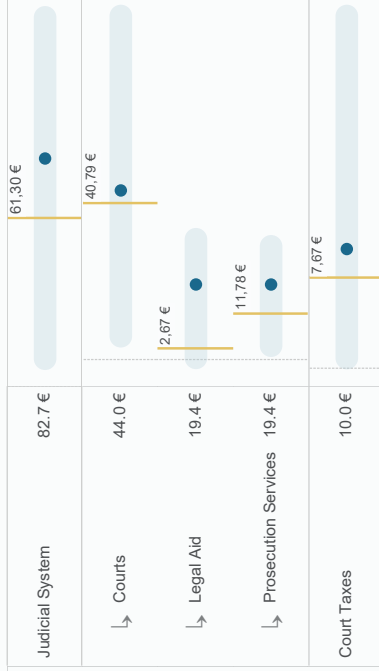
Avg gross annual salary **38 035 €**

Exchange rate **7.4669**

Human Resources (per 100 000 inhabitants)




Financial Resources In Euros, per inhabitant



Salaries of judges and prosecutors

Ratio with average annual salary at the beginning and the end of career



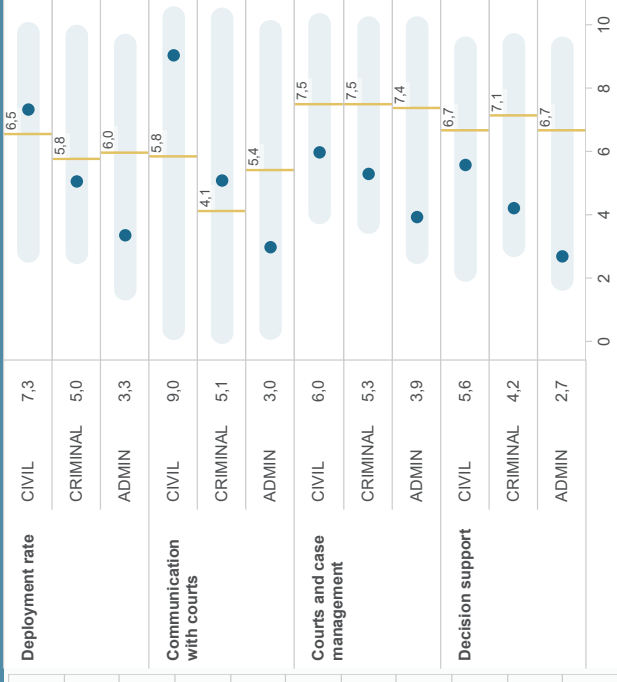
Recruitment and promotion of judges

Recruitment authority	By an authority made up of judges only	6	44	X
	By an authority made up of non-judges only	6	45	X
	By an authority made up of judges and non-judges	43	7	✓
Promotion authority	Same authority as for recruitment of judges	32	18	✓
Promotion criteria	Criteria for promotion: Years of experience	39	11	X
	Criteria for promotion: Professional skills	39	11	✓
	Criteria for promotion: Performance	30	20	✓
	Criteria for promotion: Assessment results	32	18	✓
	Criteria for promotion: Subjective criteria	30	20	X
	Other criteria for promotion	14	38	✓
	No criteria for promotion	4	46	X

Recruitment and promotion of prosecutors

Recruitment authority	By an authority made up of prosecutors only	16	34	X
	By an authority made up of non-prosecutors only	4	46	X
	By an authority made up of prosecutors and non-prosecutors	33	17	✓
Promotion authority	Same authority as for recruitment of prosecutors	35	15	✓
Promotion criteria	Criteria for promotion: Years of experience	46	46	✓
	Criteria for promotion: Professional skills	46	46	✓
	Criteria for promotion: Performance	29	21	✓
	Criteria for promotion: Assessment results	38	12	✓
	Criteria for promotion: Subjective criteria	34	16	✓
	Other criteria for promotion	19	31	X
	No criteria for promotion	49	49	X

ICT in judiciary (index from 0 to 10)



CEPEJ efficiency indicators

Clearance Rate (CR) = (Resolved Cases / Incoming Cases) * 100 | Disposition Time (DT) = (Pending Cases / Resolved Cases) * 365
 Incoming Cases = All new cases at that instance within the year | Resolved Cases = Cases finalised at that instance within the year | Pending Cases = Unresolved Cases on the 31st of December..

	Clearance Rate	Disposition Time	Incoming Cases /100 inhabitants	Resolved Cases /100 inhabitants	Pending Cases /100 inhabitants
Civil cases	1st Instance	206 days	0.721	0.685	0.388
	2nd Instance	168 days	0.083	0.080	0.037
	Highest Instance	187 days	0.004	0.004	0.002
Criminal cases	1st Instance	41 days	2.886	2.857	0.322
	2nd Instance	103 days	0.107	0.104	0.030
	Highest Instance	236 days	0.001	0.001	0.001
Administrative cases	1st Instance	NAP	NAP	NAP	NAP
	2nd Instance	NAP	NAP	NAP	NAP
	Highest Instance	NAP	NAP	NAP	NAP

Prosecution cases per 100 inhabitant

	Received	Discontinued	Concluded by a penalty	Charged before the courts
Received	8.15	705.2	88.5	243.3
Discontinued	4.32	373.4	88.5	243.3
Concluded by a penalty	1.02	88.5	88.5	243.3
Charged before the courts	2.81	243.3	243.3	243.3

Note: There are different methodologies on calculating number of cases in prosecution statistics by event or by perpetrator. CEPEJ collects data per case (event) but some countries present it by perpetrator.

Court related mediation

Does the judicial system provide for court-related mediation procedures?	Value	Indicator
Mandatory mediation before going to court	14	✓
Mandatory mediation ordered by a judge	21	✗
Alternative dispute resolution Arbitration	43	✗
Conciliation	37	✓
Mediation (other than judicial mediation)	46	✗
Other ADR	19	✓

Judiciary related websites

Case-law

<http://www.hoejesteret.dk/hoejesteret/in/heder/Alfoagreisler/Pages/default.aspx>

Legislation

www.retsinformation.dk

Other official websites

<http://www.domstol.dk/Selvbetjening/blanketter/blanketter.aspx>

ESTONIA



Population **1 319 133**

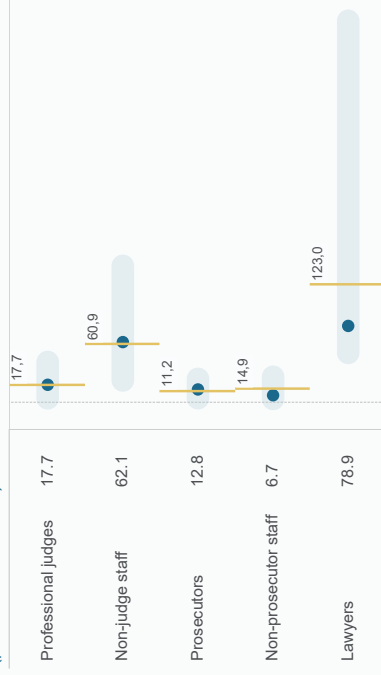
GDP per capita **19 737 €**

Avg gross annual salary

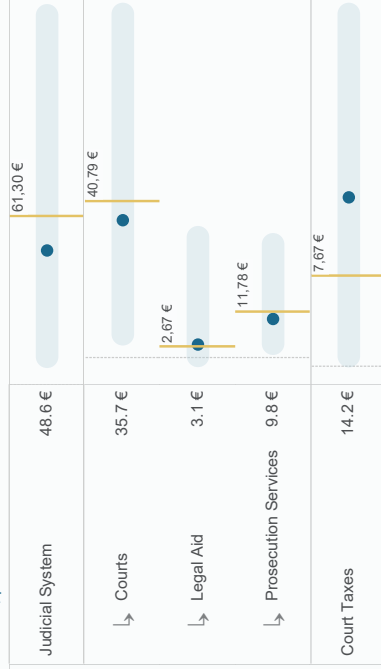
15 612 €

Exchange rate **NAP**

Human Resources (per 100 000 inhabitants)

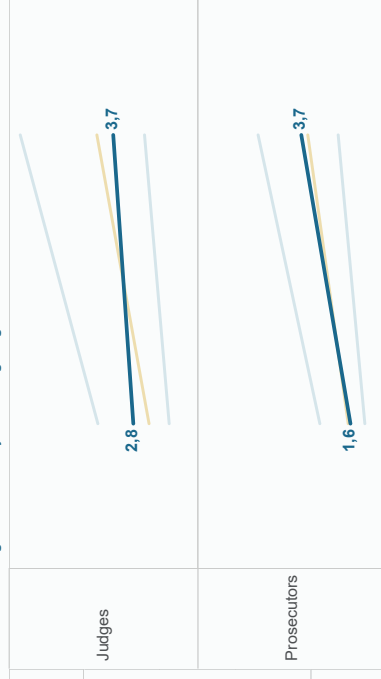


Financial Resources In Euros, per inhabitant



Salaries of judges and prosecutors

Ratio with average annual salary at the beginning and the end of career



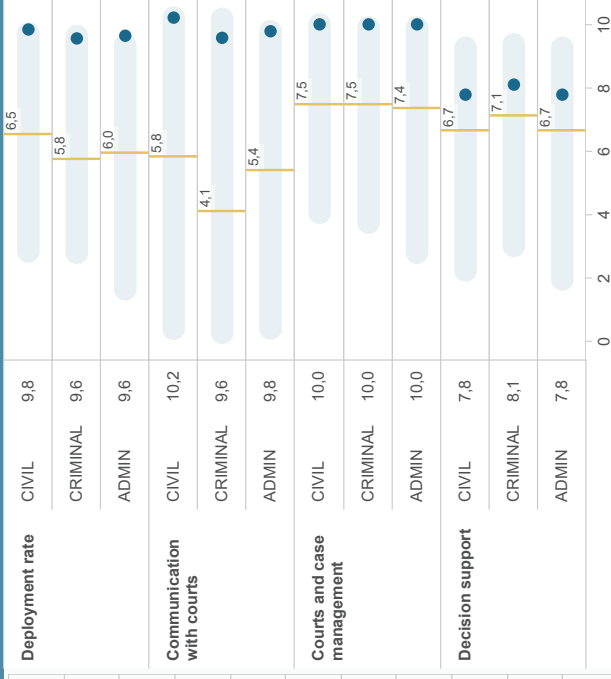
Recruitment and promotion of judges

Recruitment authority	By an authority made up of judges only	6	44	X
	By an authority made up of non-judges only	6	45	X
	By an authority made up of judges and non-judges	43	7	✓
Promotion authority	Same authority as for recruitment of judges	32	18	✓
Promotion criteria	Criteria for promotion: Years of experience	39	11	X
	Criteria for promotion: Professional skills	39	11	X
	Criteria for promotion: Performance	30	20	X
	Criteria for promotion: Assessment results	32	18	X
	Criteria for promotion: Subjective criteria	30	20	X
	Other criteria for promotion	14	38	X
	No criteria for promotion	4	46	✓

Recruitment and promotion of prosecutors

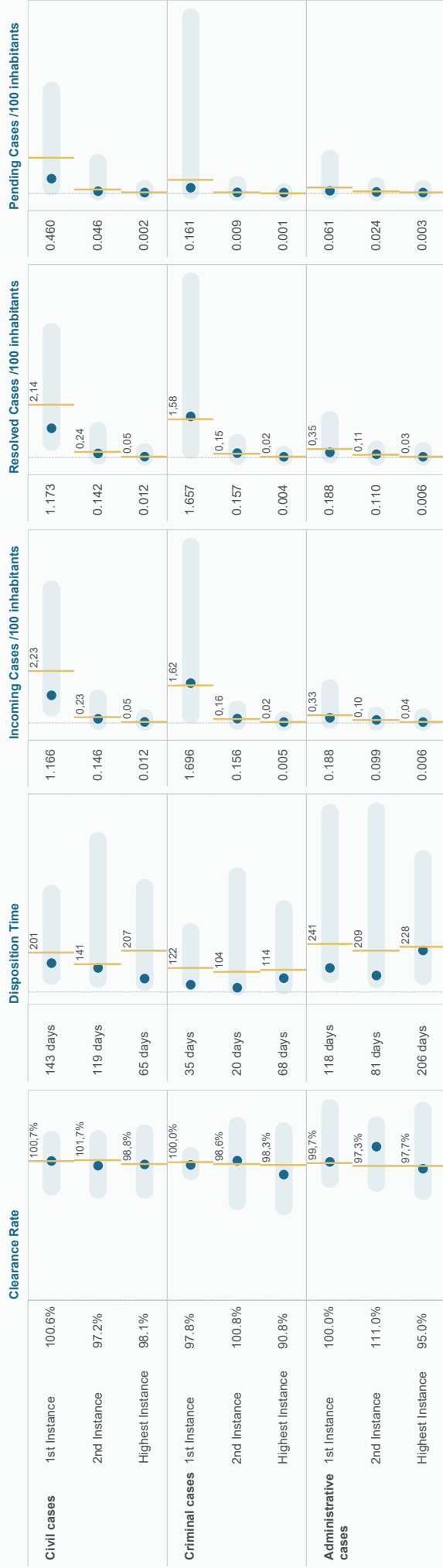
Recruitment authority	By an authority made up of prosecutors only	16	34	X
	By an authority made up of non-prosecutors only	4	46	X
	By an authority made up of prosecutors and non-prosecutors	33	17	✓
Promotion authority	Same authority as for recruitment of prosecutors	35	15	✓
Promotion criteria	Criteria for promotion: Years of experience	46	4	✓
	Criteria for promotion: Professional skills	46	4	✓
	Criteria for promotion: Performance	29	21	✓
	Criteria for promotion: Assessment results	38	12	✓
	Criteria for promotion: Subjective criteria	34	16	✓
	Other criteria for promotion	19	31	X
	No criteria for promotion	49	1	X

ICT in judiciary (index from 0 to 10)

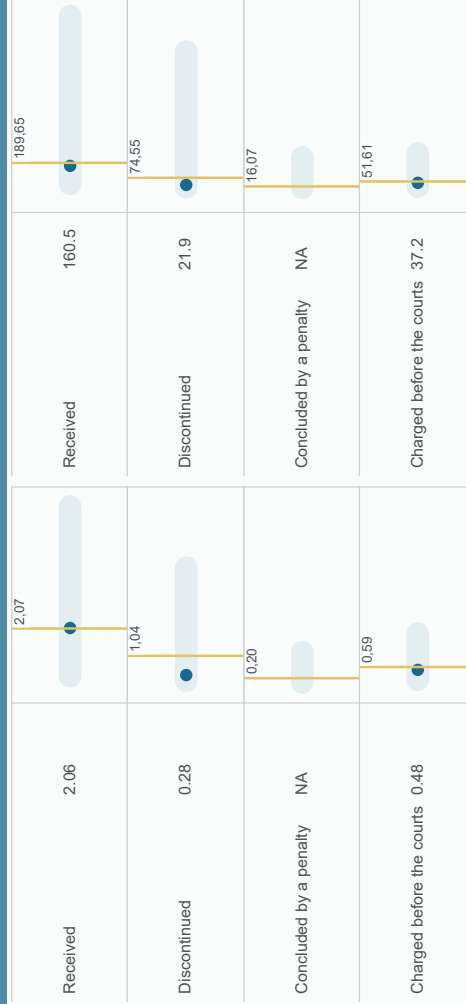


CEPEJ efficiency indicators

Clearance Rate (CR) = (Resolved Cases / Incoming Cases) * 100 | Disposition Time (DT) = (Pending Cases / Resolved Cases) * 365
 Incoming Cases = All new cases at that instance within the year | Resolved Cases = Cases finalised at that instance within the year | Pending Cases = Unresolved Cases on the 31st of December..



Prosecution cases per 100 inhabitant



Note: There are different methodologies on calculating number of cases in prosecution statistics by event or by perpetrator. CEPEJ collects data per case (event) but some countries present it by perpetrator.

Court related mediation



Judiciary related websites

Case-law
riigiteataja.ee

Legislation
riigiteataja.ee

Other official websites
e-toimik.ee_kohus.ee



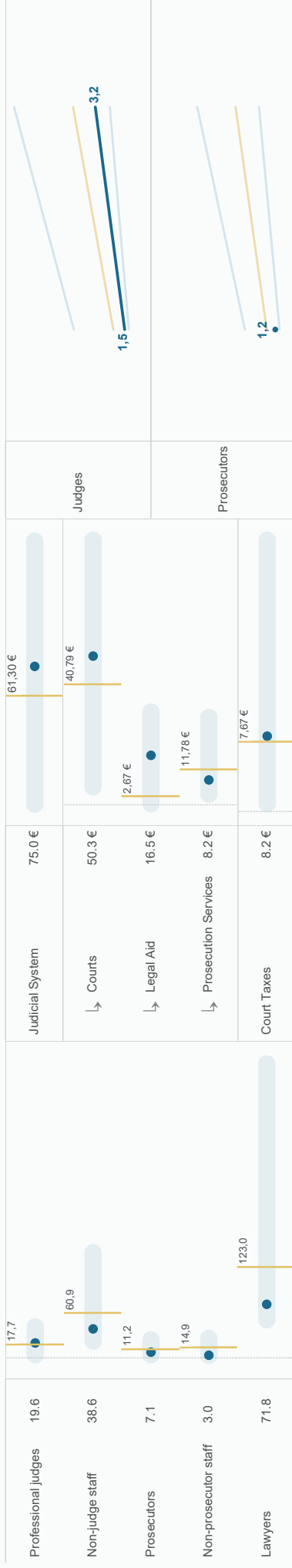
Population **5 521 773**

GDP per capita **42 340 €**

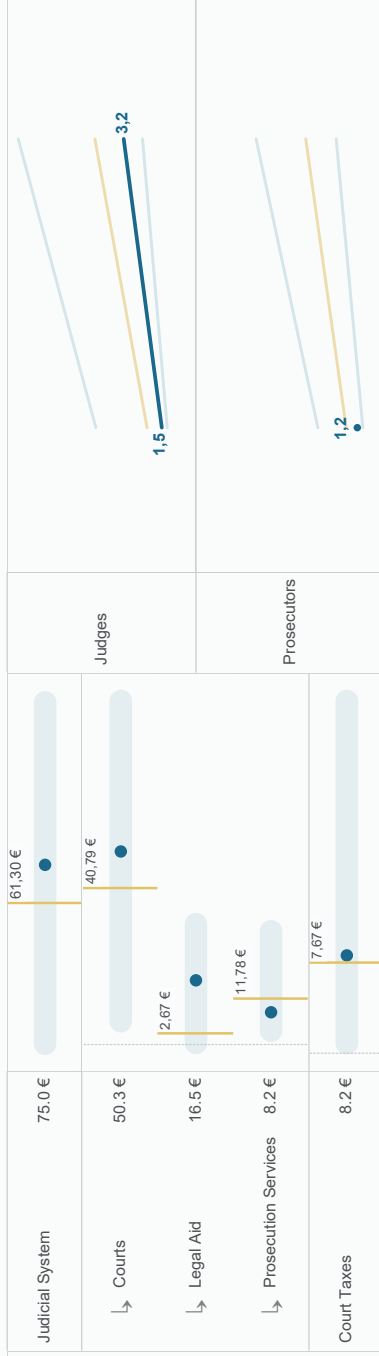
Avg gross annual salary **41 580 €**

Exchange rate **NAP**


Human Resources (per 100 000 inhabitants)



Financial Resources In Euros, per inhabitant



Salaries of judges and prosecutors Ratio with average annual salary at the beginning and the end of career



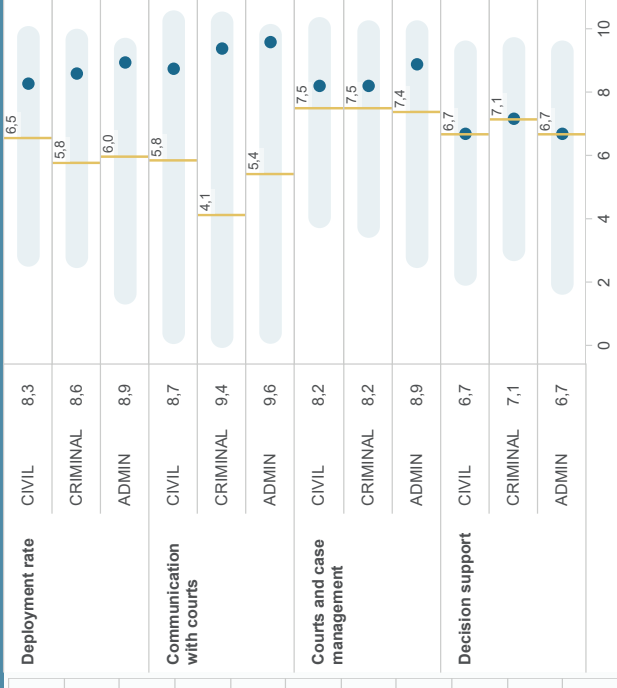
Recruitment and promotion of judges

Recruitment authority	By an authority made up of judges only	6	44	X
	By an authority made up of non-judges only	6	45	X
	By an authority made up of judges and non-judges	43	7	✓
Promotion authority	Same authority as for recruitment of judges	32	18	✓
Promotion criteria	Criteria for promotion: Years of experience	39	11	✓
	Criteria for promotion: Professional skills	39	11	✓
	Criteria for promotion: Performance	30	20	✓
	Criteria for promotion: Assessment results	32	18	✓
	Criteria for promotion: Subjective criteria	30	20	✓
	Other criteria for promotion	14	38	X
	No criteria for promotion	4	46	X

Recruitment and promotion of prosecutors

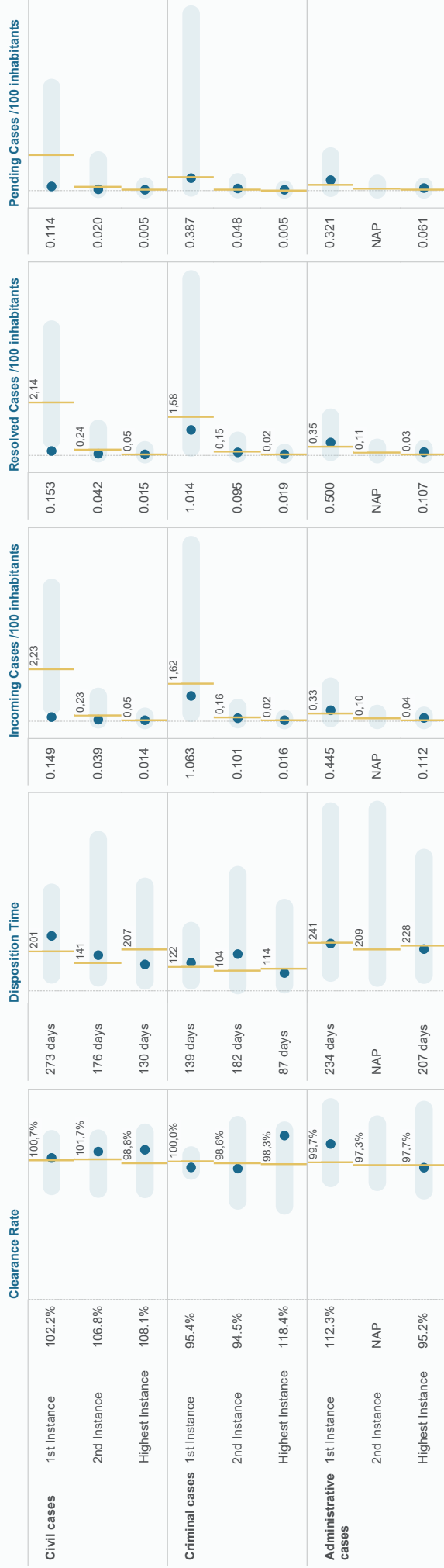
Recruitment authority	By an authority made up of prosecutors only	16	34	✓
	By an authority made up of non-prosecutors only	4	46	X
	By an authority made up of prosecutors and non-prosecutors	33	17	✓
Promotion authority	Same authority as for recruitment of prosecutors	35	15	✓
Promotion criteria	Criteria for promotion: Years of experience	46	4	✓
	Criteria for promotion: Professional skills	46	4	✓
	Criteria for promotion: Performance	29	21	✓
	Criteria for promotion: Assessment results	38	12	✓
	Criteria for promotion: Subjective criteria	34	16	✓
	Other criteria for promotion	19	31	✓
	No criteria for promotion	49	4	X

ICT in judiciary (index from 0 to 10)



CEPEJ efficiency indicators

Clearance Rate (CR) = (Resolved Cases / Incoming Cases) * 100 | Disposition Time (DT) = (Pending Cases / Resolved Cases) * 365
 Incoming Cases = All new cases at that instance within the year | Resolved Cases = Cases finalised at that instance within the year | Pending Cases = Unresolved Cases on the 31st of December..




Prosecution cases per 100 inhabitant



Note: There are different methodologies on calculating number of cases in prosecution statistics by event or by perpetrator. CEPEJ collects data per case (event) but some countries present it by perpetrator.

Court related mediation



Judiciary related websites

Case-law

<http://www.finlex.fi>, <http://korkein oikeus.fi/fin/index/ennakkopaatokset.html>

Legislation

<http://www.finlex.fi>

Other official websites

<http://oikeus.fi/fin/index/omakkeet.html>, <http://www.suomi.fi/etusivu/>

FRANCE



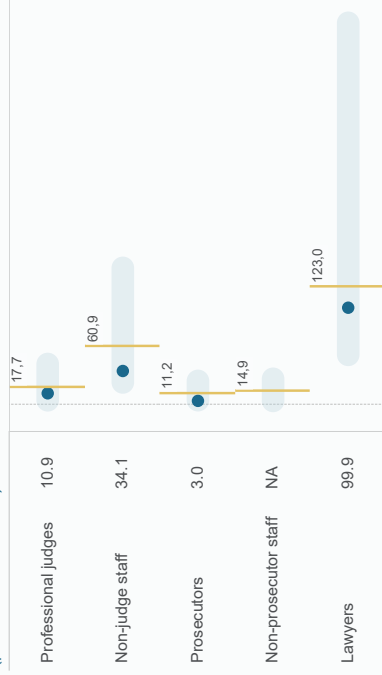
Population **66 992 699**

GDP per capita **34 978 €**

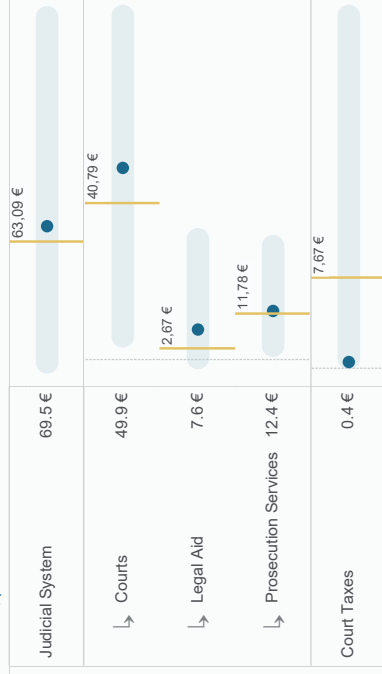
Avg gross annual salary **35 763 €**

Exchange rate **NAP**

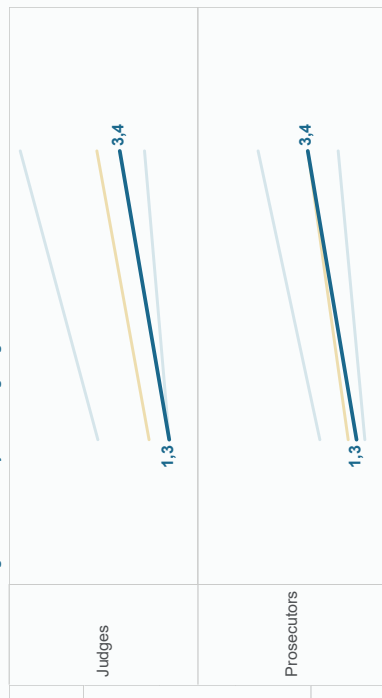
Human Resources (per 100 000 inhabitants)



Financial Resources In Euros, per inhabitant



Salaries of judges and prosecutors Ratio with average annual salary at the beginning and the end of career



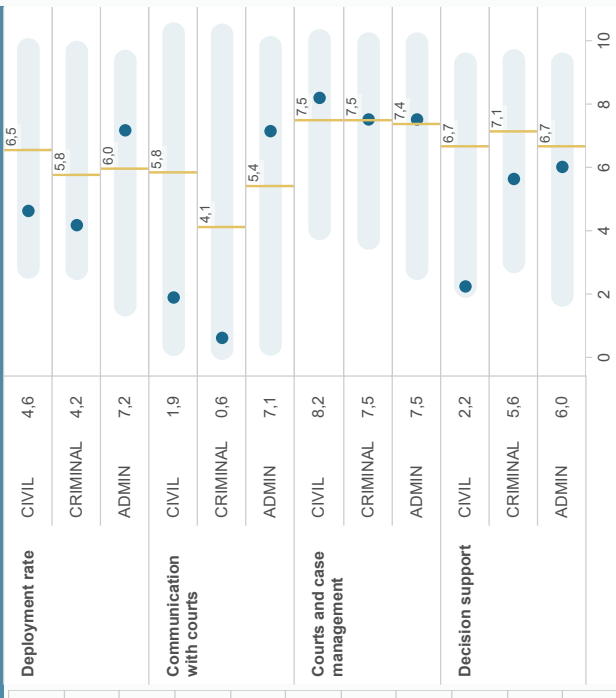
Recruitment and promotion of judges

Recruitment authority	By an authority made up of judges only	6	44	X
	By an authority made up of non-judges only	6	45	X
	By an authority made up of judges and non-judges	49	7	✓
Promotion authority	Same authority as for recruitment of judges	32	18	X
Promotion criteria	Criteria for promotion: Years of experience	39	11	✓
	Criteria for promotion: Professional skills	39	11	✓
	Criteria for promotion: Performance	30	20	X
	Criteria for promotion: Assessment results	32	18	✓
	Criteria for promotion: Subjective criteria	30	20	X
	Other criteria for promotion	14	38	X
	No criteria for promotion	4	46	X

Recruitment and promotion of prosecutors

Recruitment authority	By an authority made up of prosecutors only	16	34	X
	By an authority made up of non-prosecutors only	4	48	X
	By an authority made up of prosecutors and non-prosecutors	33	17	✓
Promotion authority	Same authority as for recruitment of prosecutors	35	15	X
Promotion criteria	Criteria for promotion: Years of experience	48	4	✓
	Criteria for promotion: Professional skills	46	4	✓
	Criteria for promotion: Performance	29	21	✓
	Criteria for promotion: Assessment results	38	12	✓
	Criteria for promotion: Subjective criteria	34	18	✓
	Other criteria for promotion	19	31	X
	No criteria for promotion	49	4	X

ICT in judiciary (index from 0 to 10)



CEPEJ efficiency indicators

Clearance Rate (CR) = (Resolved Cases / Incoming Cases) * 100 | Disposition Time (DT) = (Pending Cases / Resolved Cases) * 365
 Incoming Cases = All new cases at that instance within the year | Resolved Cases = Cases finalised at that instance within the year | Pending Cases = Unresolved Cases on the 31st of December..

	Clearance Rate	Disposition Time	Incoming Cases /100 inhabitants	Resolved Cases /100 inhabitants	Pending Cases /100 inhabitants
Civil cases					
1st Instance	95.8%	420 days	2.236	2.141	2.465
2nd Instance	104.7%	465 days	0.290	0.303	0.387
Highest Instance	123.1%	336 days	0.026	0.032	0.030
Criminal cases					
1st Instance	100.0%	NA	1.458	1.458	NA
2nd Instance	95.0%	309 days	0.070	0.066	0.056
Highest Instance	108.3%	141 days	0.010	0.011	0.004
Administrative cases					
1st Instance	98.4%	285 days	0.318	0.313	0.245
2nd Instance	97.3%	327 days	0.050	0.049	0.044
Highest Instance	100.2%	200 days	0.014	0.014	0.008

Prosecution cases per 100 inhabitant

	Received	Discontinued	Concluded by a penalty	Charged before the courts
Received	6.64	189.65	2201.0	201
Discontinued	4.54	74.55	1503.0	141
Concluded by a penalty	0.81	16.07	267.4	207
Charged before the courts	0.91	51.61	301.9	122

Note: There are different methodologies on calculating number of cases in prosecution statistics by event or by perpetrator. CEPEJ collects data per case (event) but some countries present it by perpetrator.

Court related mediation

Does the judicial system provide for court-related mediation procedures?	Value	Checkmark
Mandatory mediation before going to court	14	✓
Mandatory mediation ordered by a judge	21	✓
Alternative dispute resolution Arbitration	43	✓
Conciliation	37	✓
Mediation (other than judicial mediation)	46	✓
Other ADR	19	✓

Judiciary related websites

Case-law
<https://www.legifrance.gouv.fr>
<https://www.conseil-constitutionnel.fr>
<https://www.tribunal-conflits.fr>
<https://www.courdecassation.fr>
<http://>

Legislation

<https://www.legifrance.gouv.fr>
<https://www.justice.gouv.fr>
<https://www.service-public.fr>
<https://www.gouvernement.fr/guide-vicimes>

Other official websites

<https://www.justice.gouv.fr>
<https://www.service-public.fr>
<https://www.gouvernement.fr/guide-vicimes>

GEORGIA



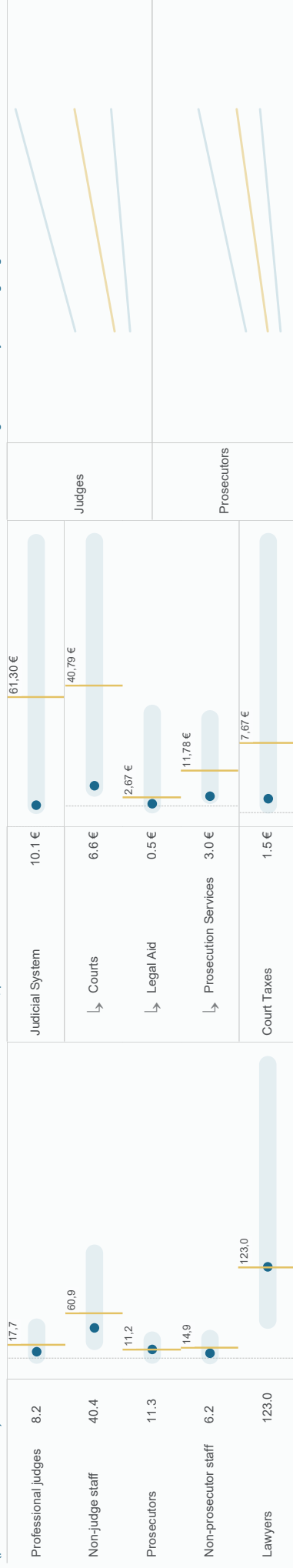
Population **3 723 500**

GDP per capita **3 587 €**

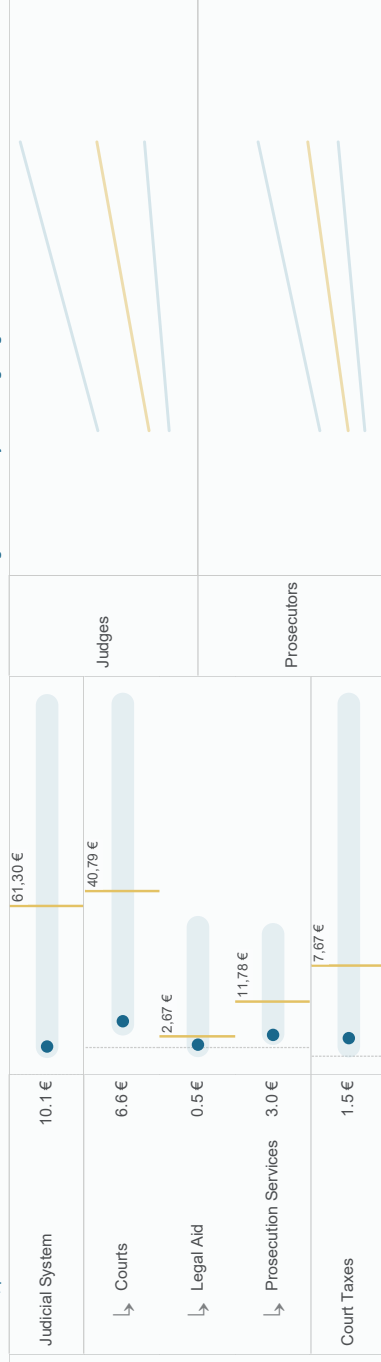
Avg gross annual salary **NA NA €**

Exchange rate **3.0597**

Human Resources (per 100 000 inhabitants)

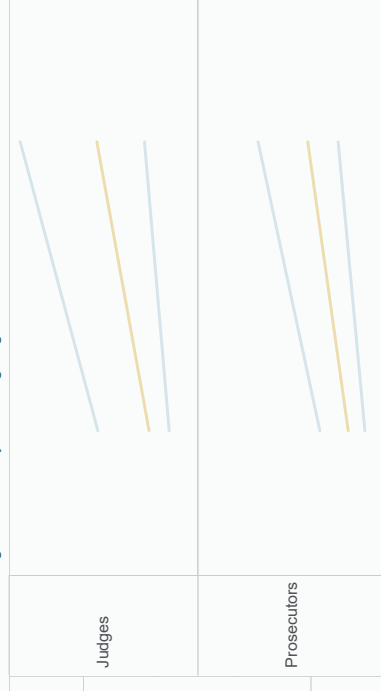


Financial Resources In Euros, per inhabitant



Salaries of judges and prosecutors

Ratio with average annual salary at the beginning and the end of career



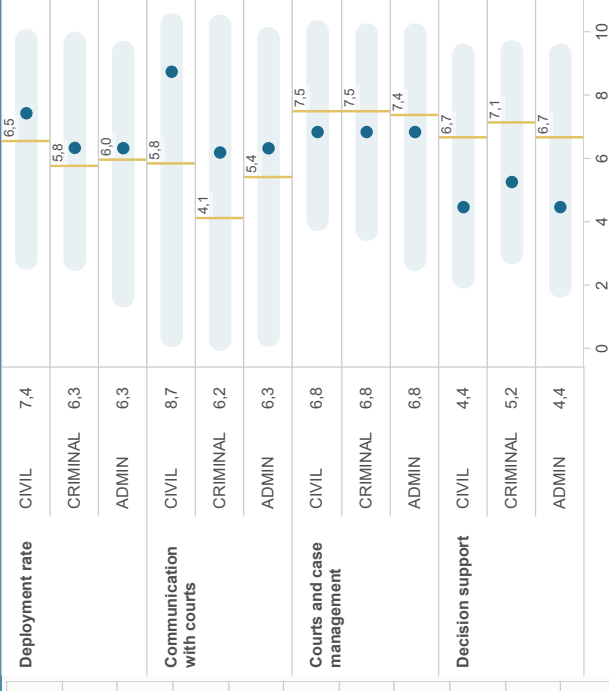
Recruitment and promotion of judges

Recruitment authority	By an authority made up of judges only	6	44	X
	By an authority made up of non-judges only	6	45	X
	By an authority made up of judges and non-judges	43	7	✓
Promotion authority	Same authority as for recruitment of judges	32	18	✓
Promotion criteria	Criteria for promotion: Years of experience	39	11	X
	Criteria for promotion: Professional skills	39	11	X
	Criteria for promotion: Performance	30	20	X
	Criteria for promotion: Assessment results	32	18	X
	Criteria for promotion: Subjective criteria	30	20	X
	Other criteria for promotion	14	38	✓
	No criteria for promotion	4	46	X

Recruitment and promotion of prosecutors

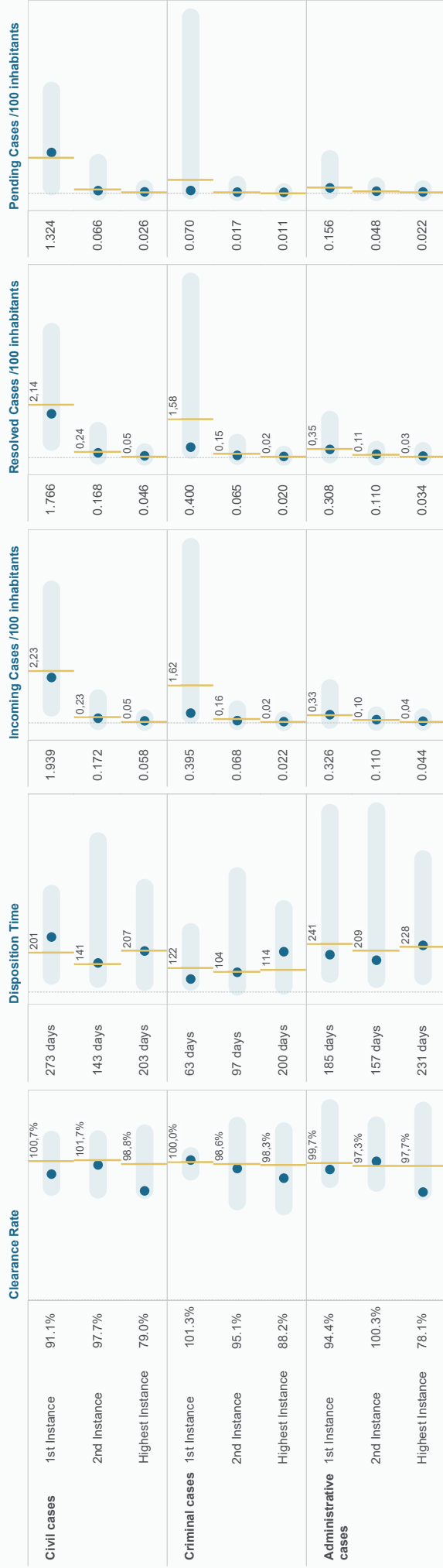
Recruitment authority	By an authority made up of prosecutors only	16	34	X
	By an authority made up of non-prosecutors only	4	46	X
	By an authority made up of prosecutors and non-prosecutors	33	17	✓
Promotion authority	Same authority as for recruitment of prosecutors	35	15	X
Promotion criteria	Criteria for promotion: Years of experience	46	4	✓
	Criteria for promotion: Professional skills	46	4	✓
	Criteria for promotion: Performance	29	21	✓
	Criteria for promotion: Assessment results	38	12	✓
	Criteria for promotion: Subjective criteria	34	16	✓
	Other criteria for promotion	19	31	X
	No criteria for promotion	49	4	X

ICT in judiciary (index from 0 to 10)

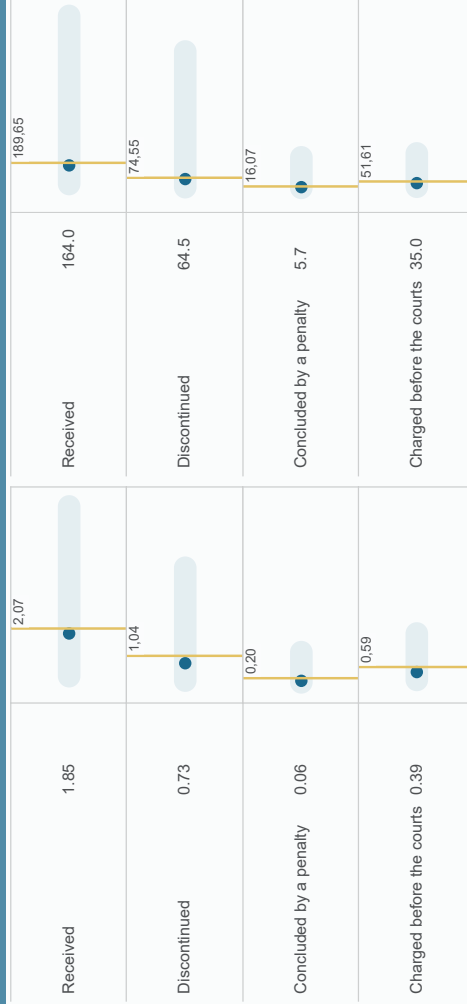


CEPEJ efficiency indicators

Clearance Rate (CR) = (Resolved Cases / Incoming Cases) * 100 | Disposition Time (DT) = (Pending Cases / Resolved Cases) * 365
 Incoming Cases = All new cases at that instance within the year | Resolved Cases = Cases finalised at that instance within the year | Pending Cases = Unresolved Cases on the 31st of December..



Prosecution cases per 100 inhabitant



Note: There are different methodologies on calculating number of cases in prosecution statistics by event or by perpetrator. CEPEJ collects data per case (event) but some countries present it by perpetrator.

Court related mediation



Judiciary related websites

Case-law
www.supremecourt.ge

Legislation
www.matsne.gov.ge

Other official websites
www.hccj.gov.ge, www.ecourt.ge

GERMANY



Population **83 019 200**

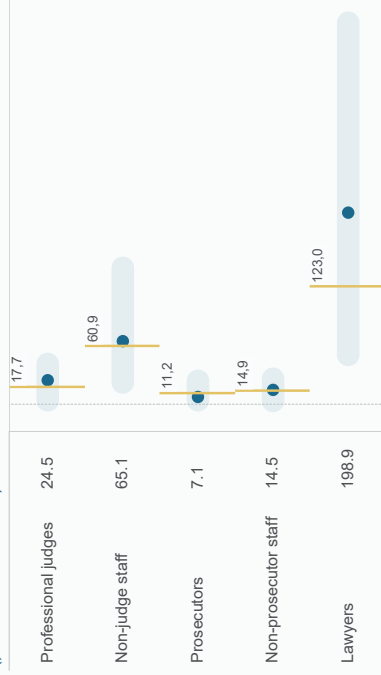
GDP per capita **40 852 €**

Avg gross annual salary **53 688 €**

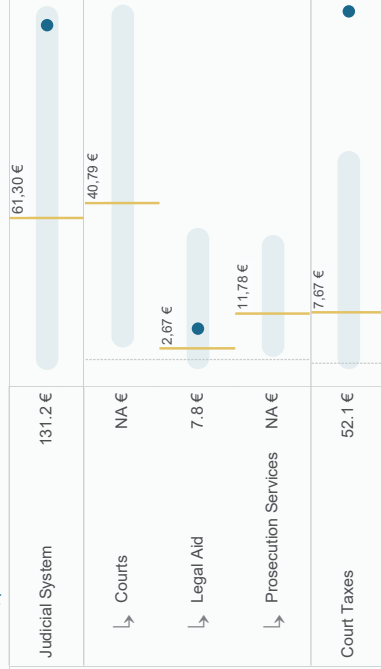
Exchange rate **NAP**



Human Resources (per 100 000 inhabitants)

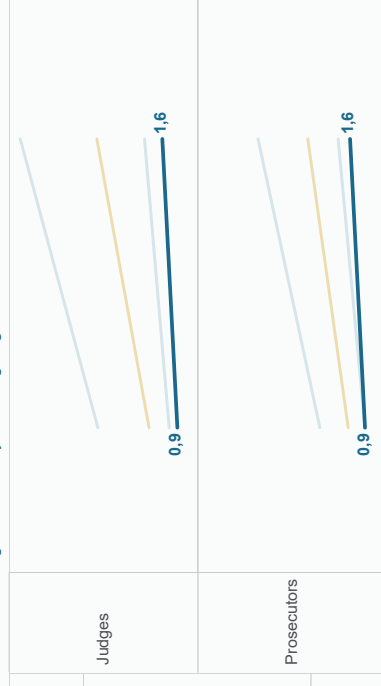


Financial Resources In Euros, per inhabitant



Salaries of judges and prosecutors

Ratio with average annual salary at the beginning and the end of career



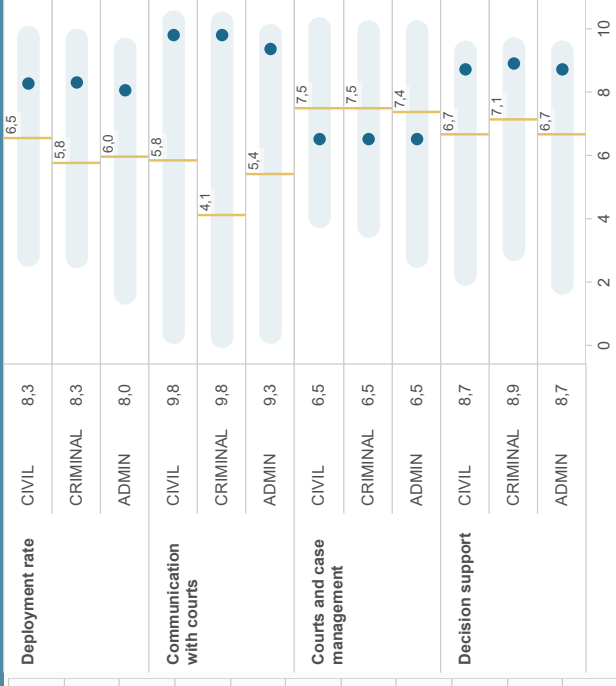
Recruitment and promotion of judges

Recruitment authority	By an authority made up of judges only	6	44	✓
	By an authority made up of non-judges only	6	45	✓
	By an authority made up of judges and non-judges	43	7	✓
Promotion authority	Same authority as for recruitment of judges	32	18	✓
Promotion criteria	Criteria for promotion: Years of experience	39	11	✓
	Criteria for promotion: Professional skills	39	11	✓
	Criteria for promotion: Performance	30	20	✓
	Criteria for promotion: Assessment results	32	18	✓
	Criteria for promotion: Subjective criteria	30	20	✓
	Other criteria for promotion	14	36	✓
	No criteria for promotion	4	46	✗

Recruitment and promotion of prosecutors

Recruitment authority	By an authority made up of prosecutors only	16	34	✓
	By an authority made up of non-prosecutors only	4	46	✓
	By an authority made up of prosecutors and non-prosecutors	33	17	✓
Promotion authority	Same authority as for recruitment of prosecutors	35	15	✓
Promotion criteria	Criteria for promotion: Years of experience	46	4	✓
	Criteria for promotion: Professional skills	46	4	✓
	Criteria for promotion: Performance	29	21	✓
	Criteria for promotion: Assessment results	38	12	✓
	Criteria for promotion: Subjective criteria	34	16	✓
	Other criteria for promotion	19	31	✓
	No criteria for promotion	49	0	✗

ICT in judiciary (index from 0 to 10)



CEPEJ efficiency indicators

Clearance Rate (CR) = (Resolved Cases / Incoming Cases) * 100 | Disposition Time (DT) = (Pending Cases / Resolved Cases) * 365
 Incoming Cases = All new cases at that instance within the year | Resolved Cases = Cases finalised at that instance within the year | Pending Cases = Unresolved Cases on the 31st of December..

	Clearance Rate	Disposition Time	Incoming Cases /100 inhabitants	Resolved Cases /100 inhabitants	Pending Cases /100 inhabitants
Civil cases	1st Instance	219 days	1.520	1.478	0.890
	2nd Instance	262 days	0.112	0.111	0.080
	Highest Instance	NA	NA	NA	NA
Criminal cases	1st Instance	NA	NA	1.435	NA
	2nd Instance	NA	NA	0.076	NA
	Highest Instance	106 days	0.004	0.004	0.001
Administrative cases	1st Instance	435 days	0.901	0.875	1.044
	2nd Instance	442 days	0.061	0.057	0.069
	Highest Instance	228 days	0.007	0.007	0.004

Prosecution cases per 100 inhabitant

	Received	Discontinued	Concluded by a penalty	Charged before the courts
Received	5.92	836.2	28.5	167.6
Discontinued	3.37	475.2		
Concluded by a penalty	0.20			
Charged before the courts	1.19			

Note: There are different methodologies on calculating number of cases in prosecution statistics by event or by perpetrator. CEPEJ collects data per case (event) but some countries present it by perpetrator.

Court related mediation

Does the judicial system provide for court-related mediation procedures?	Value	Indicator
Mandatory mediation before going to court	14	✗
Mandatory mediation ordered by a judge	21	✗
Alternative dispute resolution Arbitration	43	✓
Conciliation	37	✓
Mediation (other than judicial mediation)	46	✓
Other ADR	19	✓

Judiciary related websites

Case-law
www.rechtsprechung-im-internet.de, www.bundesverfassungsgericht.de,
www.bundesgerichtshof.de, www.bundesverwaltungsgericht.de, www.bundesfinanzhof.de...

Legislation
 regarding federal law: www.gesetze-im-internet.de; regarding the law of the states
 ("Bundesländer"): www.justiz.de/onlinedienste/bundeslandesrecht/index.php; <http://www.justiz.de/portal/1/14/r/bs/10/page/sammlu>.

Other official websites
www.justiz.de/bundlaender/index.php; <http://www.justiz-bw.de>,
<http://gerichtsentscheidungen.berlin-brandenburg.de/portal/1/14/r/bs/10/page/sammlu>.

GREECE



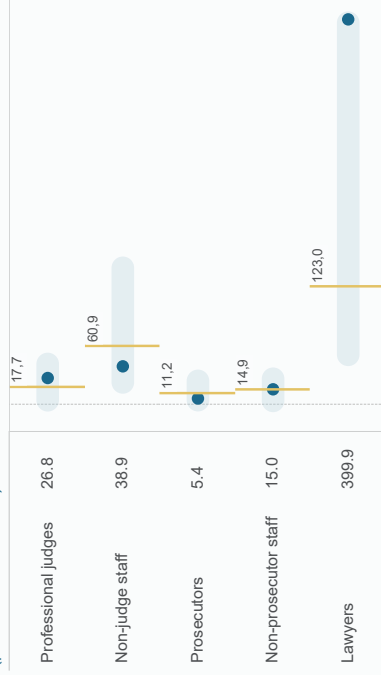
Population **10 741 165**

GDP per capita **16 736 €**

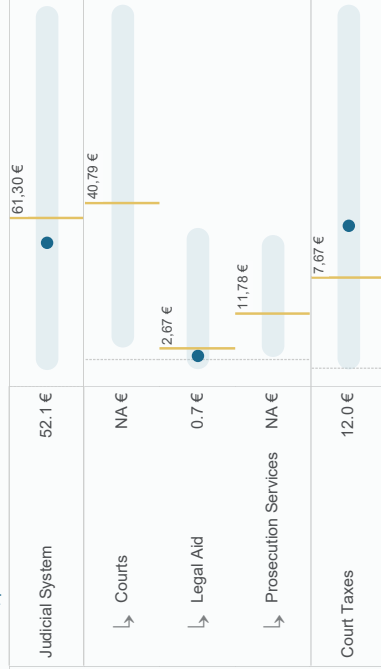
Avg gross annual salary **NA NA €**

Exchange rate **NAP**

Human Resources (per 100 000 inhabitants)




Financial Resources In Euros, per inhabitant



Salaries of judges and prosecutors

Ratio with average annual salary at the beginning and the end of career



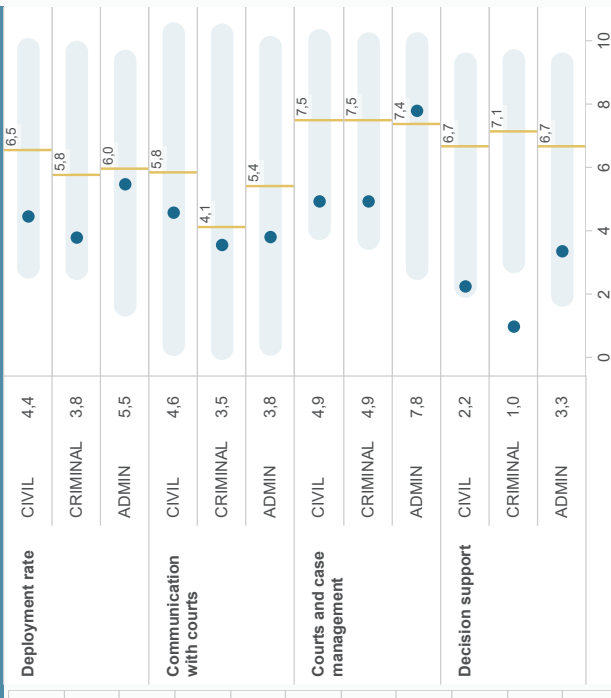
Recruitment and promotion of judges

Recruitment authority	By an authority made up of judges only	6	44	X
	By an authority made up of non-judges only	6	45	X
	By an authority made up of judges and non-judges	43	7	✓
Promotion authority	Same authority as for recruitment of judges	32	18	X
Promotion criteria	Criteria for promotion: Years of experience	39	11	✓
	Criteria for promotion: Professional skills	39	11	✓
	Criteria for promotion: Performance	30	20	✓
	Criteria for promotion: Assessment results	32	18	✓
	Criteria for promotion: Subjective criteria	30	20	✓
	Other criteria for promotion	14	38	X
	No criteria for promotion	4	46	X

Recruitment and promotion of prosecutors

Recruitment authority	By an authority made up of prosecutors only	16	34	X
	By an authority made up of non-prosecutors only	4	48	X
	By an authority made up of prosecutors and non-prosecutors	33	17	✓
Promotion authority	Same authority as for recruitment of prosecutors	35	15	X
Promotion criteria	Criteria for promotion: Years of experience	48	48	✓
	Criteria for promotion: Professional skills	46	48	✓
	Criteria for promotion: Performance	29	21	✓
	Criteria for promotion: Assessment results	38	12	✓
	Criteria for promotion: Subjective criteria	34	18	✓
	Other criteria for promotion	19	31	X
	No criteria for promotion	49	49	X

ICT in judiciary (index from 0 to 10)



CEPEJ efficiency indicators

Clearance Rate (CR) = (Resolved Cases / Incoming Cases) * 100 | Disposition Time (DT) = (Pending Cases / Resolved Cases) * 365
 Incoming Cases = All new cases at that instance within the year | Resolved Cases = Cases finalised at that instance within the year | Pending Cases = Unresolved Cases on the 31st of December..

	Clearance Rate	Disposition Time	Incoming Cases /100 inhabitants	Resolved Cases /100 inhabitants	Pending Cases /100 inhabitants
Civil cases					
1st Instance	86.3%	559 days 201	1.987 2.23	1.714 2.14	2.627
2nd Instance	97.0%	662 days 141	0.209 0.23	0.203 0.24	0.368
Highest Instance	95.4%	331 days 207	0.022 0.05	0.021 0.05	0.019
Criminal cases					
1st Instance	59.0%	NA 122	4.364 1.62	2.576 1.58	NA
2nd Instance	58.2%	NA 104	0.529 0.16	0.308 0.15	NA
Highest Instance	138.8%	5 days 114	0.015 0.02	0.021 0.02	0.000
Administrative cases					
1st Instance	163.5%	601 days 241	0.562 0.33	0.918 0.35	1.513
2nd Instance	114.3%	563 days 209	0.178 0.10	0.203 0.11	0.313
Highest Instance	106.6%	1264 days 228	0.034 0.04	0.036 0.03	0.125

Prosecution cases per 100 inhabitant

	Received	Discontinued	Concluded by a penalty	Charged before the courts
Received	2.07	189.65	NA	NA
Discontinued	1.04	74.55	NA	NA
Concluded by a penalty	0.20	16.07	NA	NA
Charged before the courts	0.59	51.61	NA	NA

Note: There are different methodologies on calculating number of cases in prosecution statistics by event or by perpetrator. CEPEJ collects data per case (event) but some countries present it by perpetrator.

Court related mediation

Does the judicial system provide for court-related mediation procedures?	Value	Indicator
Mandatory mediation before going to court	14	✓
Mandatory mediation ordered by a judge	21	✗
Alternative dispute resolution Arbitration	43	✗
Conciliation	37	✓
Mediation (other than judicial mediation)	46	✓
Other ADR	19	✗

Judiciary related websites

Case-law

<http://www.areiopagos.gr/>, <http://www.adjustice.gr/>

Legislation

<http://www.ministryofjustice.gr/site/el/APXIKH.aspx>

Other official websites

<http://www.adjustice.gr/>, <http://www.nsk.gr/>

HUNGARY



Population **9 591 495**

GDP per capita **12 500 €**

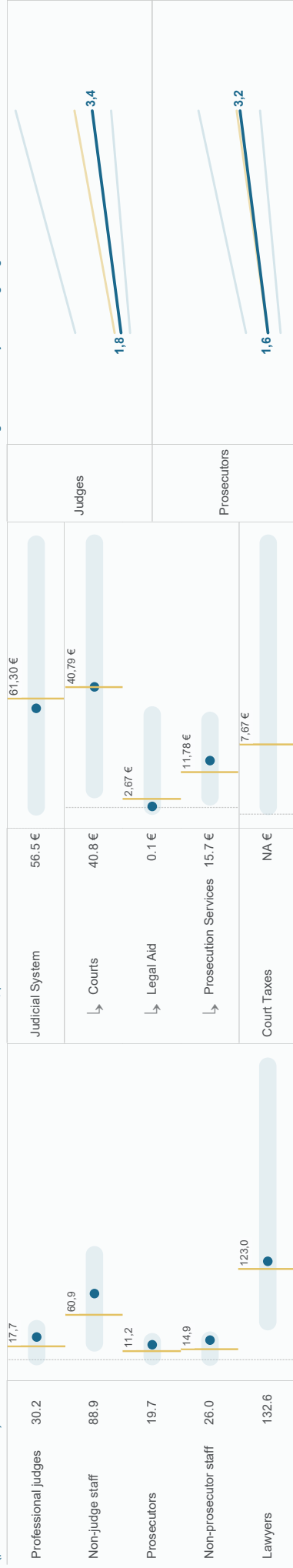
Avg gross annual salary

12 288 €

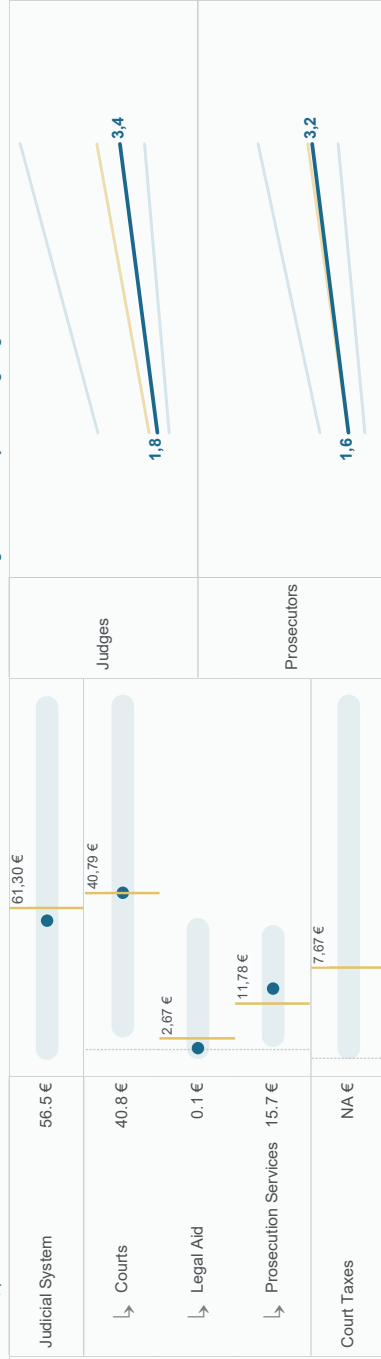
Exchange rate

322.16

Human Resources (per 100 000 inhabitants)

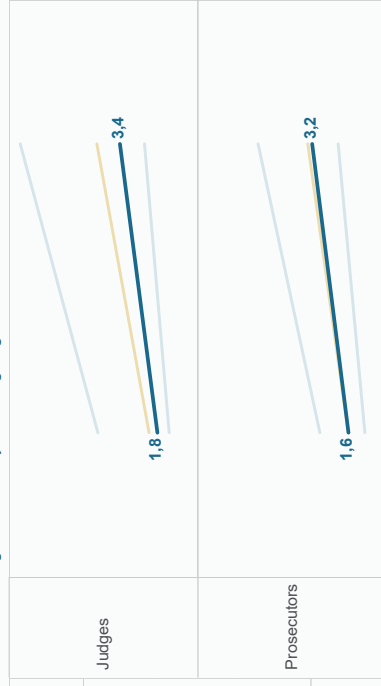


Financial Resources In Euros, per inhabitant



Salaries of judges and prosecutors

Ratio with average annual salary at the beginning and the end of career



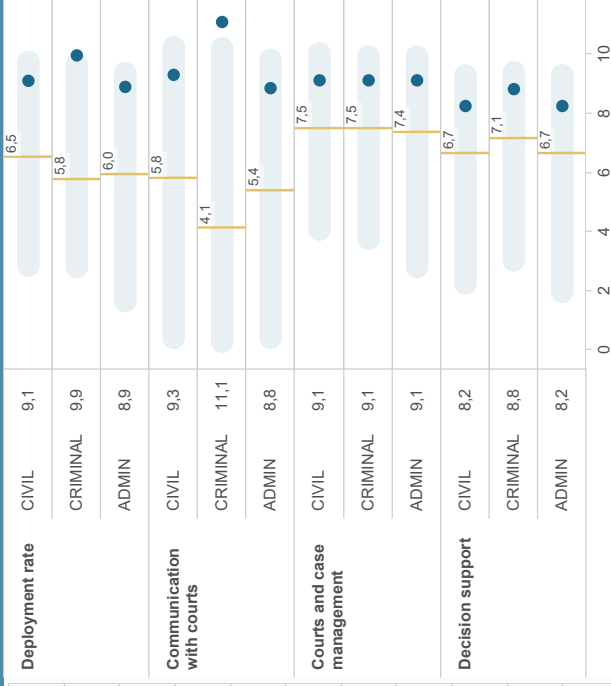
Recruitment and promotion of judges

Recruitment authority	By an authority made up of judges only	6	44	✓
	By an authority made up of non-judges only	6	45	✗
	By an authority made up of judges and non-judges	43	7	✗
Promotion authority	Same authority as for recruitment of judges	32	18	✓
Promotion criteria	Criteria for promotion: Years of experience	39	11	✓
	Criteria for promotion: Professional skills	39	11	✓
	Criteria for promotion: Performance	30	20	✗
	Criteria for promotion: Assessment results	32	18	✓
	Criteria for promotion: Subjective criteria	30	20	✗
	Other criteria for promotion	14	38	✓
	No criteria for promotion	4	46	✗

Recruitment and promotion of prosecutors

Recruitment authority	By an authority made up of prosecutors only	16	34	✓
	By an authority made up of non-prosecutors only	4	46	✗
	By an authority made up of prosecutors and non-prosecutors	33	17	✗
Promotion authority	Same authority as for recruitment of prosecutors	35	15	✓
Promotion criteria	Criteria for promotion: Years of experience	46	4	✓
	Criteria for promotion: Professional skills	46	4	✓
	Criteria for promotion: Performance	29	21	✗
	Criteria for promotion: Assessment results	38	12	✗
	Criteria for promotion: Subjective criteria	34	16	✗
	Other criteria for promotion	19	31	✗
	No criteria for promotion	49	4	✗

ICT in judiciary (index from 0 to 10)



CEPEJ efficiency indicators

Clearance Rate (CR) = (Resolved Cases / Incoming Cases) * 100 | Disposition Time (DT) = (Pending Cases / Resolved Cases) * 365
 Incoming Cases = All new cases at that instance within the year | Resolved Cases = Cases finalised at that instance within the year | Pending Cases = Unresolved Cases on the 31st of December..

	Clearance Rate	Disposition Time	Incoming Cases /100 inhabitants	Resolved Cases /100 inhabitants	Pending Cases /100 inhabitants
Civil cases	1st Instance	151 days 100.7%	1.382 2.23	1.607 2.14	0.666
	2nd Instance	112 days 101.7%	0.156 0.23	0.165 0.24	0.051
	Highest Instance	228 days 98.8%	0.026 0.05	0.029 0.05	0.018
Criminal cases	1st Instance	58 days 100.0%	3.680 1.62	3.718 1.58	0.598
	2nd Instance	64 days 98.6%	0.384 0.16	0.384 0.15	0.068
	Highest Instance	60 days 98.3%	0.017 0.02	0.018 0.02	0.003
Administrative cases	1st Instance	108 days 99.7%	0.178 0.33	0.181 0.35	0.054
	2nd Instance	91 days 97.3%	0.024 0.10	0.023 0.11	0.006
	Highest Instance	228 days 97.7%	0.023 0.04	0.020 0.03	0.013

Prosecution cases per 100 inhabitant

	Received	Discontinued	Concluded by a penalty	Charged before the courts
Received	1.97 2.07	100.1 189.65	5.3 16.07	83.0 51.61
Discontinued	0.23 1.04	11.8 74.55	5.3 16.07	83.0 51.61
Concluded by a penalty	0.10 0.20	5.3 16.07	5.3 16.07	83.0 51.61
Charged before the courts	1.63 0.59	83.0 51.61	83.0 51.61	83.0 51.61

Note: There are different methodologies on calculating number of cases in prosecution statistics by event or by perpetrator. CEPEJ collects data per case (event) but some countries present it by perpetrator.

Court related mediation

Does the judicial system provide for court-related mediation procedures?	Value	Checkmark
Mandatory mediation before going to court	14	✓
Mandatory mediation ordered by a judge	21	✓
Alternative dispute resolution Arbitration	48	✓
Conciliation	37	✓
Mediation (other than judicial mediation)	46	✓
Other ADR	19	✓

Judiciary related websites

Case-law
<http://www.birosag.hu>
<http://ugyfelkapcsola-tportal/anonim-hatarozatok-lara>

Legislation
<http://nit.hu>
<http://igazsaguivital.gov.hu/download/4/c9/11000/aldozaise>
http://2015jul_e_n.pdf
<http://igazsaguivital.gov.hu/aldozatsagiles.www...>

Other official websites
<http://igazsaguivital.gov.hu/download/2/c9/11000/A%2BB>
<http://igazsaguivital.gov.hu/download/4/c9/11000/aldozaise>
http://3%A1ny_%C3%A1ldozatsagiles.www...
<http://igazsaguivital.gov.hu/aldozatsagiles.www...>

ICELAND



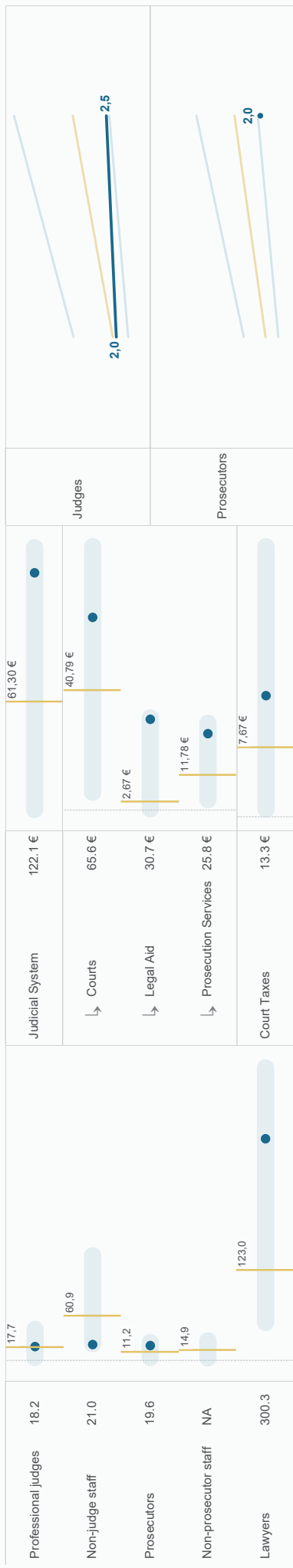
Population **356 991**

GDP per capita **21 012 €**

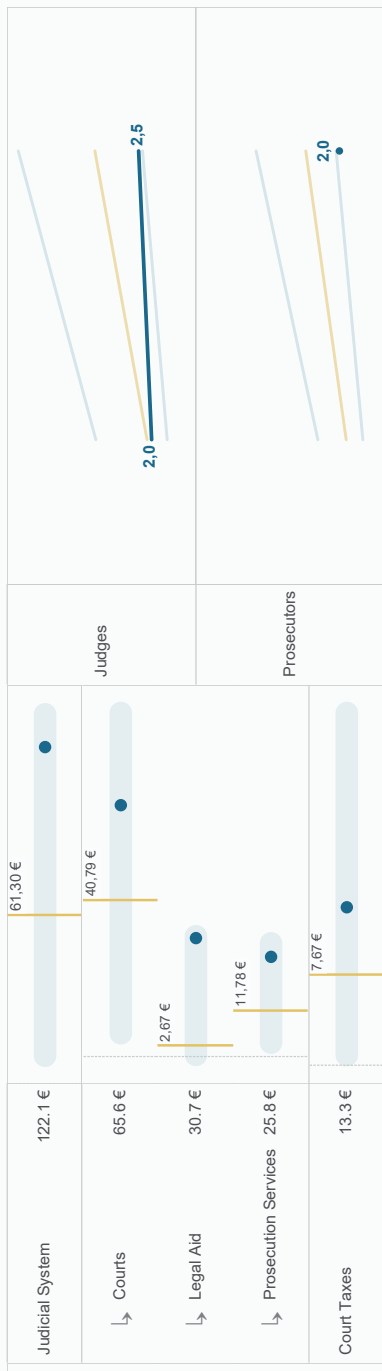
Avg gross annual salary **64 858 €**

Exchange rate **133.4**

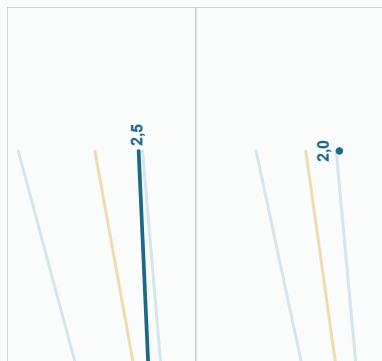
Human Resources (per 100 000 inhabitants)



Financial Resources In Euros, per inhabitant



Salaries of judges and prosecutors Ratio with average annual salary at the beginning and the end of career



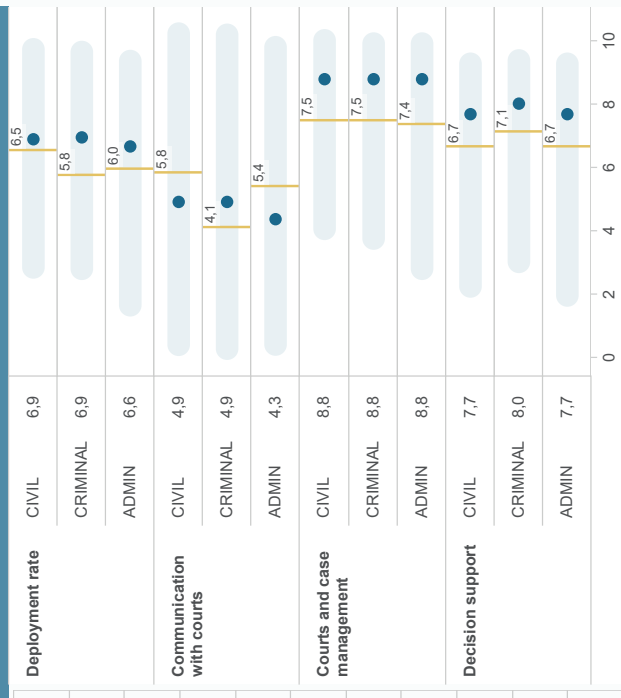
Recruitment and promotion of judges

Recruitment authority	By an authority made up of judges only	By an authority made up of non-judges only	By an authority made up of judges and non-judges
Recruitment authority	6	6	43
Promotion authority	Same authority as for recruitment of judges	32	18
Promotion criteria	Criteria for promotion: Years of experience	39	11
	Criteria for promotion: Professional skills	39	11
	Criteria for promotion: Performance	30	20
	Criteria for promotion: Assessment results	32	18
	Criteria for promotion: Subjective criteria	30	20
	Other criteria for promotion	14	38
	No criteria for promotion	4	46

Recruitment and promotion of prosecutors

Recruitment authority	By an authority made up of prosecutors only	By an authority made up of non-prosecutors only	By an authority made up of prosecutors and non-prosecutors
Recruitment authority	16	4	33
Promotion authority	Same authority as for recruitment of prosecutors	35	15
Promotion criteria	Criteria for promotion: Years of experience	46	4
	Criteria for promotion: Professional skills	46	4
	Criteria for promotion: Performance	29	21
	Criteria for promotion: Assessment results	38	12
	Criteria for promotion: Subjective criteria	34	16
	Other criteria for promotion	19	31
	No criteria for promotion	49	4

ICT in judiciary (index from 0 to 10)



CEPEJ efficiency indicators

Clearance Rate (CR) = (Resolved Cases / Incoming Cases) * 100 | Disposition Time (DT) = (Pending Cases / Resolved Cases) * 365
 Incoming Cases = All new cases at that instance within the year | Resolved Cases = Cases finalised at that instance within the year | Pending Cases = Unresolved Cases on the 31st of December..

	Clearance Rate	Disposition Time	Incoming Cases /100 inhabitants	Resolved Cases /100 inhabitants	Pending Cases /100 inhabitants
Civil cases					
1st Instance	54.0%	201	5.817	3.139	NA
2nd Instance	NA	141	NA	NA	NA
Highest Instance	NA	207	NA	NA	NA
Criminal cases					
1st Instance	92.8%	122	1.117	1.036	NA
2nd Instance	106.2%	104	0.027	0.029	0.019
Highest Instance	60.0%	114	0.001	0.001	0.001
Administrative cases					
1st Instance	NAP	241	NAP	NAP	NAP
2nd Instance	NA	209	NA	NA	NA
Highest Instance	NA	228	NA	NA	NA

Prosecution cases per 100 inhabitant

	Received	Discontinued	Concluded by a penalty	Charged before the courts
Received	1.92	189.65	98.2	13.5
Discontinued	0.26	74.55	13.5	16.07
Concluded by a penalty	NA	16.07	NA	51.61
Charged before the courts	1.56	51.61	79.5	

Note: There are different methodologies on calculating number of cases in prosecution statistics by event or by perpetrator. CEPEJ collects data per case (event) but some countries present it by perpetrator.

Court related mediation

Does the judicial system provide for court-related mediation procedures?	Value	Indicator
Mandatory mediation before going to court	14	✓
Mandatory mediation ordered by a judge	21	✓
Alternative dispute resolution Arbitration	43	✗
Conciliation	37	✓
Mediation (other than judicial mediation)	46	✗
Other ADR	19	✓

Judiciary related websites

Case-law

www.domstolar.is, www.landstrettur.is and haestirettur.is

Legislation

www.althingi.is/lagaskrifn/ and www.reglugerd.is

Other official websites

<https://www.stjornradid.is/gogn/log-og-reglugerdir/>, www.island.is, www.logbirtingablad.is and www.systumadur.is

IRELAND



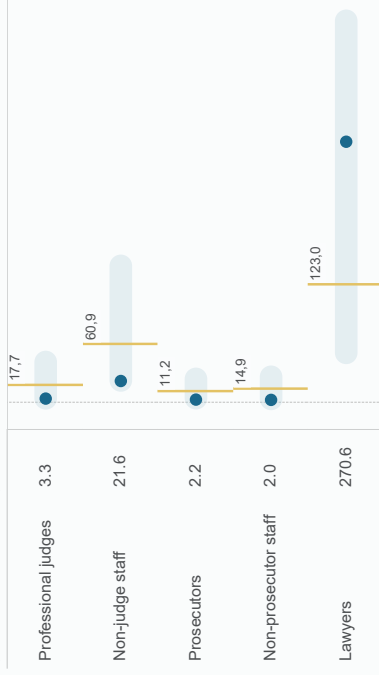
Population **4 857 000**

GDP per capita **66 716 €**

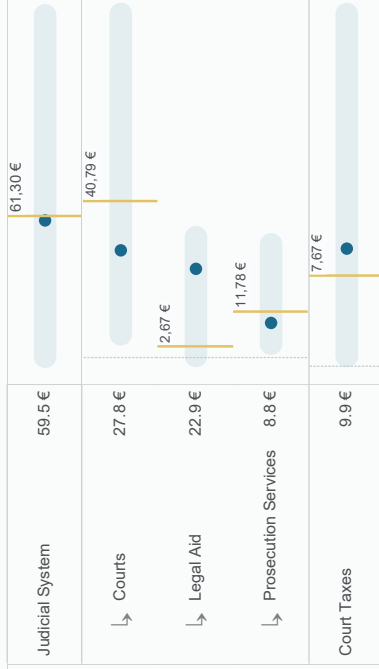
Avg gross annual salary **38 871 €**

Exchange rate **NAP**

Human Resources (per 100 000 inhabitants)




Financial Resources In Euros, per inhabitant



Salaries of judges and prosecutors

Ratio with average annual salary at the beginning and the end of career



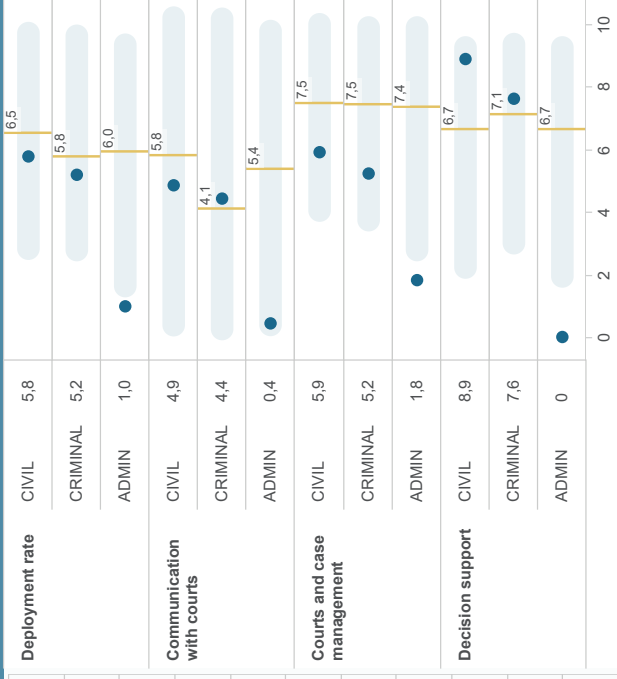
Recruitment and promotion of judges

Recruitment authority	By an authority made up of judges only	6	44	X
	By an authority made up of non-judges only	6	45	X
	By an authority made up of judges and non-judges	43	7	✓
Promotion authority	Same authority as for recruitment of judges	32	18	X
Promotion criteria	Criteria for promotion: Years of experience	39	11	X
	Criteria for promotion: Professional skills	39	11	X
	Criteria for promotion: Performance	30	20	X
	Criteria for promotion: Assessment results	32	18	X
	Criteria for promotion: Subjective criteria	30	20	X
	Other criteria for promotion	14	38	X
	No criteria for promotion	4	46	✓

Recruitment and promotion of prosecutors

Recruitment authority	By an authority made up of prosecutors only	16	34	X
	By an authority made up of non-prosecutors only	4	46	X
	By an authority made up of prosecutors and non-prosecutors	33	17	✓
Promotion authority	Same authority as for recruitment of prosecutors	35	15	✓
Promotion criteria	Criteria for promotion: Years of experience	46	46	X
	Criteria for promotion: Professional skills	46	46	✓
	Criteria for promotion: Performance	29	21	X
	Criteria for promotion: Assessment results	38	12	X
	Criteria for promotion: Subjective criteria	34	16	✓
	Other criteria for promotion	19	31	✓
	No criteria for promotion	49	49	X

ICT in judiciary (index from 0 to 10)



CEPEJ efficiency indicators

Clearance Rate (CR) = (Resolved Cases / Incoming Cases) * 100 | Disposition Time (DT) = (Pending Cases / Resolved Cases) * 365
 Incoming Cases = All new cases at that instance within the year | Resolved Cases = Cases finalised at that instance within the year | Pending Cases = Unresolved Cases on the 31st of December..

	Clearance Rate	Disposition Time	Incoming Cases /100 inhabitants	Resolved Cases /100 inhabitants	Pending Cases /100 inhabitants
Civil cases					
1st Instance	63.1%	NA	2.700	1.704	NA
2nd Instance	75.0%	NA	0.058	0.044	NA
Highest Instance	90.3%	256 days	0.006	0.005	0.004
Criminal cases					
1st Instance	NA	NA	NA	NA	NA
2nd Instance	NA	NA	NA	NA	NA
Highest Instance	107.5%	263 days	0.001	0.001	0.001
Administrative cases					
1st Instance	NAP	NAP	NAP	NAP	NAP
2nd Instance	NAP	NAP	NAP	NAP	NAP
Highest Instance	NAP	NAP	NAP	NAP	NAP

Prosecution cases per 100 inhabitant

	Received	Discontinued	Concluded by a penalty	Charged before the courts
Received	0.24	0.09	NA	0.14
Discontinued				
Concluded by a penalty				
Charged before the courts				

Note: There are different methodologies on calculating number of cases in prosecution statistics by event or by perpetrator. CEPEJ collects data per case (event) but some countries present it by perpetrator.

Court related mediation

Does the judicial system provide for court-related mediation procedures?	Value	Status
Mandatory mediation before going to court	14	✗
Mandatory mediation ordered by a judge	21	✗
Alternative dispute resolution	43	✓
Arbitration	37	✓
Conciliation	46	✓
Mediation (other than judicial mediation)	19	✓
Other ADR	31	✓

Judiciary related websites

Case-law
www.courts.ie

Legislation
www.irishstatutebook.ie

Other official websites
www.courts.ie



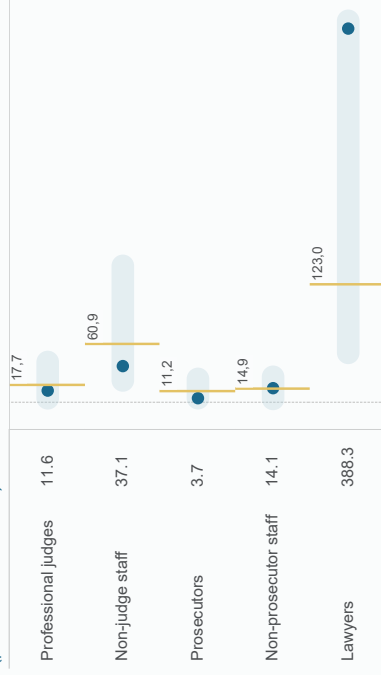
Population **60 359 546**

GDP per capita **29 071 €**

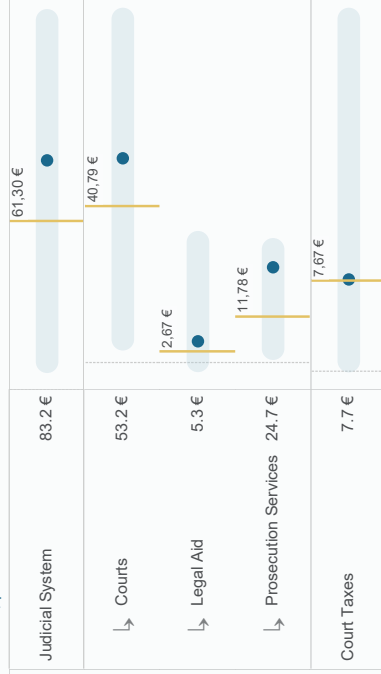
Avg gross annual salary **29 343 €**

Exchange rate **NAP**

Human Resources (per 100 000 inhabitants)

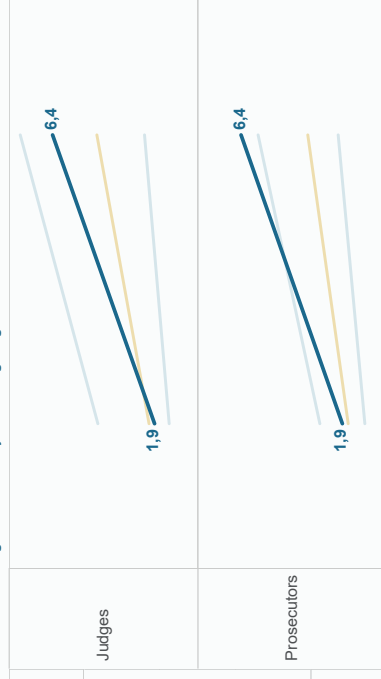


Financial Resources In Euros, per inhabitant



Salaries of judges and prosecutors

Ratio with average annual salary at the beginning and the end of career



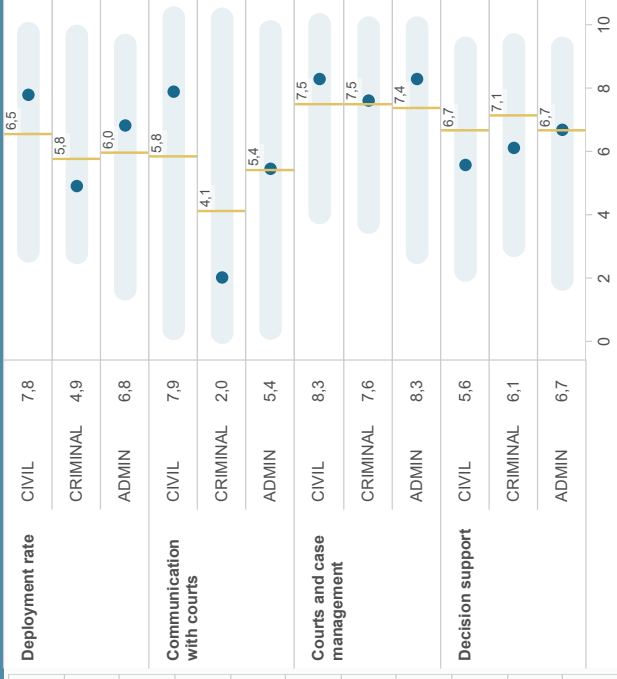
Recruitment and promotion of judges

Recruitment authority	By an authority made up of judges only	6	44	X
	By an authority made up of non-judges only	6	45	X
	By an authority made up of judges and non-judges	43	7	✓
Promotion authority	Same authority as for recruitment of judges	32	18	X
Promotion criteria	Criteria for promotion: Years of experience	39	11	✓
	Criteria for promotion: Professional skills	39	11	✓
	Criteria for promotion: Performance	30	20	✓
	Criteria for promotion: Assessment results	32	18	✓
	Criteria for promotion: Subjective criteria	30	20	X
	Other criteria for promotion	14	38	✓
	No criteria for promotion	4	46	X

Recruitment and promotion of prosecutors

Recruitment authority	By an authority made up of prosecutors only	16	34	X
	By an authority made up of non-prosecutors only	4	46	X
	By an authority made up of prosecutors and non-prosecutors	33	17	✓
Promotion authority	Same authority as for recruitment of prosecutors	35	15	X
Promotion criteria	Criteria for promotion: Years of experience	46	4	✓
	Criteria for promotion: Professional skills	46	4	✓
	Criteria for promotion: Performance	29	21	✓
	Criteria for promotion: Assessment results	38	12	✓
	Criteria for promotion: Subjective criteria	34	16	X
	Other criteria for promotion	19	31	✓
	No criteria for promotion	49	1	X

ICT in judiciary (index from 0 to 10)



CEPEJ efficiency indicators

Clearance Rate (CR) = (Resolved Cases / Incoming Cases) * 100 | Disposition Time (DT) = (Pending Cases / Resolved Cases) * 365
 Incoming Cases = All new cases at that instance within the year | Resolved Cases = Cases finalised at that instance within the year | Pending Cases = Unresolved Cases on the 31st of December..

	Clearance Rate	Disposition Time	Incoming Cases /100 inhabitants	Resolved Cases /100 inhabitants	Pending Cases /100 inhabitants
Civil cases	1st Instance	527 days	2.550	2.624	3.789
	2nd Instance	863 days	0.196	0.234	0.555
	Highest Instance	1265 days	0.060	0.063	0.184
Criminal cases	1st Instance	361 days	2.145	2.111	2.089
	2nd Instance	850 days	0.191	0.195	0.455
	Highest Instance	156 days	0.086	0.095	0.041
Administrative cases	1st Instance	888 days	0.083	0.113	0.275
	2nd Instance	NAP	NAP	NAP	NAP
	Highest Instance	791 days	0.019	0.021	0.045

Prosecution cases per 100 inhabitant

Received	4.92	1332.1	189.65
Discontinued	3.67	993.0	74.55
Concluded by a penalty	0.02	4.1	16.07
Charged before the courts	0.92	248.5	51.61

Note: There are different methodologies on calculating number of cases in prosecution statistics by event or by perpetrator. CEPEJ collects data per case (event) but some countries present it by perpetrator.

Court related mediation

Does the judicial system provide for court-related mediation procedures?	Value	Checkmark
Mandatory mediation before going to court	14	✓
Mandatory mediation ordered by a judge	21	✓
Alternative dispute resolution Arbitration	43	✓
Conciliation	37	✓
Mediation (other than judicial mediation)	46	✓
Other ADR	19	✓

Judiciary related websites

Case-law

<http://www.itagiure.giustizia.it/snecass/>; <https://www.portaledimassimario.jpzs.it/>; <https://www.legislation.it/>

Legislation

<http://www.normattiva.it/>; https://www.giustizia.it/giustizia/it/mg_1_2.page; <http://www.senato.it/2867>; <https://www.giustiz.it>

Other official websites

https://www.giustizia.it/giustizia/it/mg_3.page; <http://websites.giustizia.it>; <https://www.giustizia-amministrativa.it/>



Population **1 919 968**

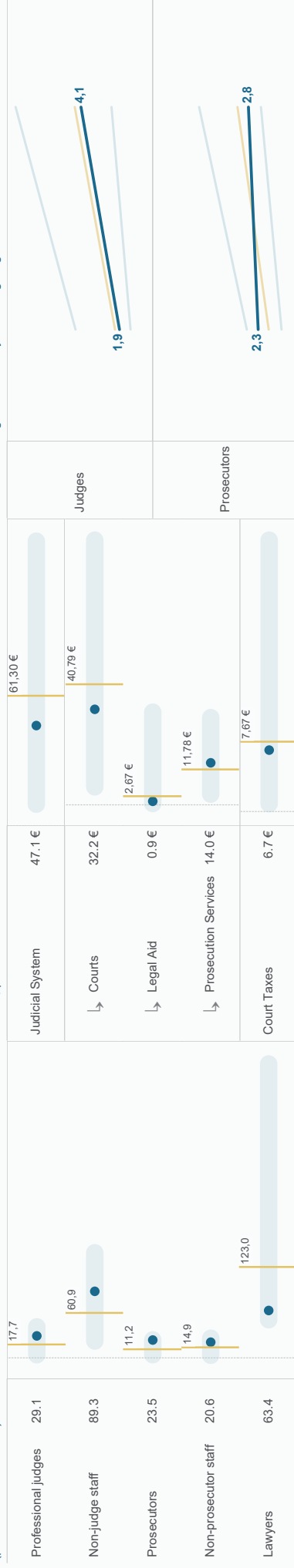
GDP per capita **15 136 €**

Avg gross annual salary

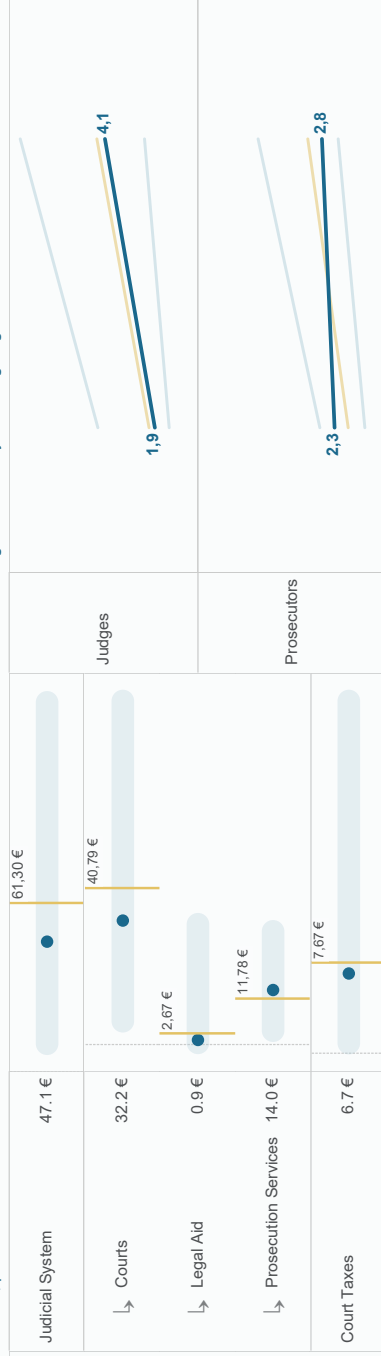
12 384 €

Exchange rate **NAP**

Human Resources (per 100 000 inhabitants)

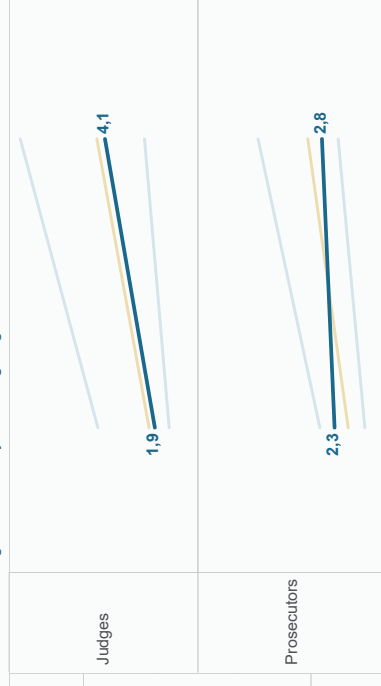


Financial Resources In Euros, per inhabitant



Salaries of judges and prosecutors

Ratio with average annual salary at the beginning and the end of career



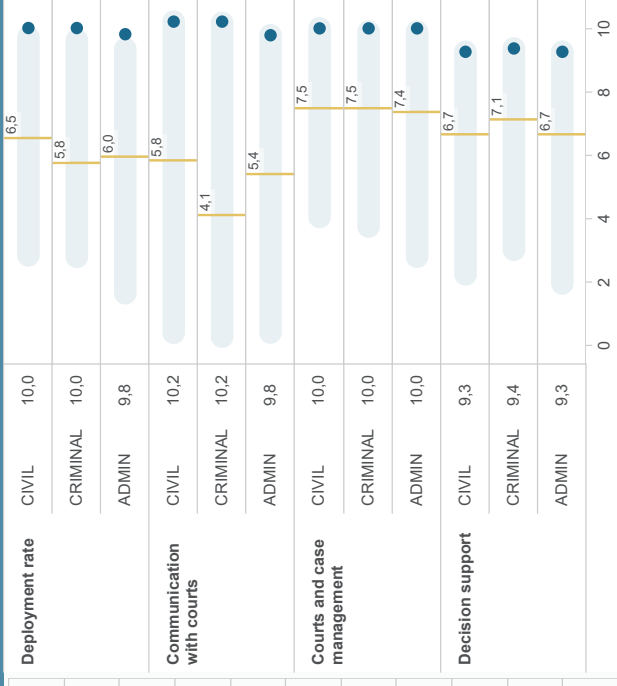
Recruitment and promotion of judges

Recruitment authority	By an authority made up of judges only	6	44	X
	By an authority made up of non-judges only	6	45	X
	By an authority made up of judges and non-judges	43	7	✓
Promotion authority	Same authority as for recruitment of judges	32	18	X
Promotion criteria	Criteria for promotion: Years of experience	39	11	✓
	Criteria for promotion: Professional skills	39	11	✓
	Criteria for promotion: Performance	30	20	✓
	Criteria for promotion: Assessment results	32	18	✓
	Criteria for promotion: Subjective criteria	30	20	✓
	Other criteria for promotion	14	38	X
	No criteria for promotion	4	46	X

Recruitment and promotion of prosecutors

Recruitment authority	By an authority made up of prosecutors only	16	34	✓
	By an authority made up of non-prosecutors only	4	48	X
	By an authority made up of prosecutors and non-prosecutors	33	17	✓
Promotion authority	Same authority as for recruitment of prosecutors	35	15	✓
Promotion criteria	Criteria for promotion: Years of experience	46	4	✓
	Criteria for promotion: Professional skills	46	4	✓
	Criteria for promotion: Performance	29	21	✓
	Criteria for promotion: Assessment results	38	12	✓
	Criteria for promotion: Subjective criteria	34	18	✓
	Other criteria for promotion	19	31	X
	No criteria for promotion	49	4	X

ICT in judiciary (index from 0 to 10)



CEPEJ efficiency indicators

Clearance Rate (CR) = (Resolved Cases / Incoming Cases) * 100 | Disposition Time (DT) = (Pending Cases / Resolved Cases) * 365
 Incoming Cases = All new cases at that instance within the year | Resolved Cases = Cases finalised at that instance within the year | Pending Cases = Unresolved Cases on the 31st of December..

	Clearance Rate	Disposition Time	Incoming Cases /100 inhabitants	Resolved Cases /100 inhabitants	Pending Cases /100 inhabitants
Civil cases	1st Instance	236 days 100.7%	1.447 2.23	1.495 2.14	0.968
	2nd Instance	104 days 101.7%	0.233 0.23	0.243 0.24	0.069
	Highest Instance	203 days 98.8%	0.056 0.05	0.061 0.05	0.034
Criminal cases	1st Instance	118 days 100.0%	0.881 1.62	0.898 1.58	0.290
	2nd Instance	71 days 98.6%	0.132 0.16	0.136 0.15	0.027
	Highest Instance	87 days 98.3%	0.038 0.02	0.035 0.02	0.008
Administrative cases	1st Instance	248 days 99.7%	0.096 0.33	0.101 0.35	0.069
	2nd Instance	168 days 97.3%	0.060 0.10	0.064 0.11	0.030
	Highest Instance	459 days 97.7%	0.044 0.04	0.040 0.03	0.050

Prosecution cases per 100 inhabitant

	Received	Discontinued	Concluded by a penalty	Charged before the courts
Received	0.68 2.07	0.20	0.08	0.46 0.59
Discontinued		0.06 1.04		
Concluded by a penalty			0.08 0.20	
Charged before the courts				0.46 0.59

Note: There are different methodologies on calculating number of cases in prosecution statistics by event or by perpetrator. CEPEJ collects data per case (event) but some countries present it by perpetrator.

Court related mediation

Does the judicial system provide for court-related mediation procedures?	Value	Indicator
Mandatory mediation before going to court	14	✓
Mandatory mediation ordered by a judge	21	✗
Alternative dispute resolution Arbitration	43	✗
Conciliation	37	✓
Mediation (other than judicial mediation)	46	✓
Other ADR	19	✓

Judiciary related websites

Case-law
<http://www.at.gov.lv/lv/judikatura/judikaturas-nolemumu-arnivs>

Legislation
www.lkkumi.lv

Other official websites
<https://manas.tiesas.lv/etTiesasMvc/nolemumi>

LITHUANIA



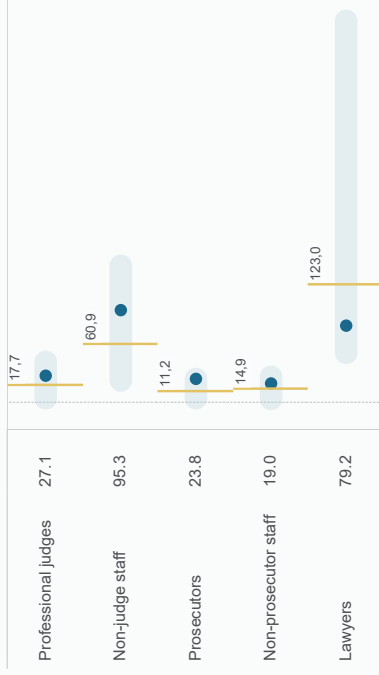
Population **2 794 184**

GDP per capita **16 158 €**

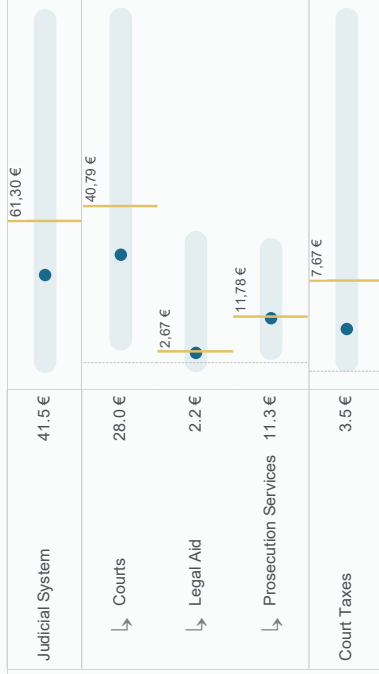
Avg gross annual salary **11 089 €**

Exchange rate **NAP**

Human Resources (per 100 000 inhabitants)




Financial Resources In Euros, per inhabitant



Salaries of judges and prosecutors

Ratio with average annual salary at the beginning and the end of career



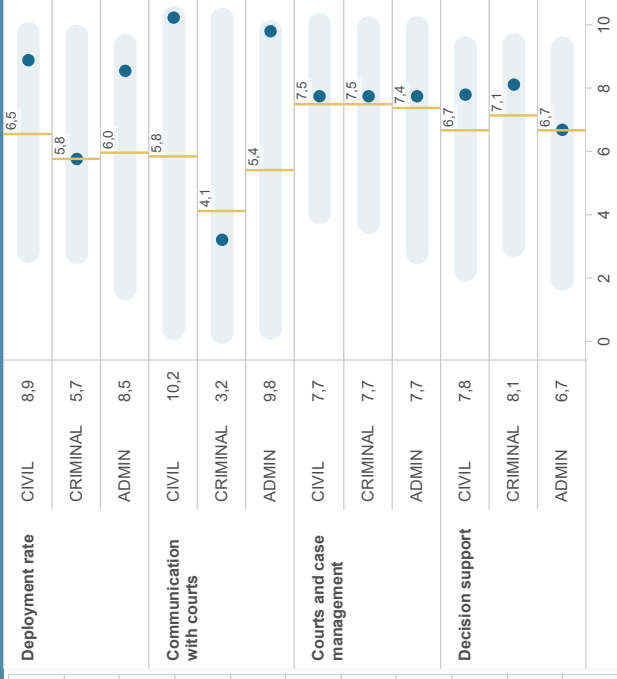
Recruitment and promotion of judges

Recruitment authority	By an authority made up of judges only	6	44	✓
	By an authority made up of non-judges only	6	45	✗
	By an authority made up of judges and non-judges	43	7	✗
Promotion authority	Same authority as for recruitment of judges	32	18	✓
Promotion criteria	Criteria for promotion: Years of experience	39	11	✓
	Criteria for promotion: Professional skills	39	11	✓
	Criteria for promotion: Performance	30	20	✓
	Criteria for promotion: Assessment results	32	18	✓
	Criteria for promotion: Subjective criteria	30	20	✓
	Other criteria for promotion	14	38	✓
	No criteria for promotion	4	46	✗

Recruitment and promotion of prosecutors

Recruitment authority	By an authority made up of prosecutors only	16	34	✗
	By an authority made up of non-prosecutors only	4	46	✗
	By an authority made up of prosecutors and non-prosecutors	33	17	✓
Promotion authority	Same authority as for recruitment of prosecutors	35	15	✓
Promotion criteria	Criteria for promotion: Years of experience	46	4	✓
	Criteria for promotion: Professional skills	46	4	✓
	Criteria for promotion: Performance	29	21	✓
	Criteria for promotion: Assessment results	38	12	✓
	Criteria for promotion: Subjective criteria	34	16	✓
	Other criteria for promotion	19	31	✓
	No criteria for promotion	49	0	✗

ICT in judiciary (index from 0 to 10)



CEPEJ efficiency indicators

Clearance Rate (CR) = (Resolved Cases / Incoming Cases) * 100 | Disposition Time (DT) = (Pending Cases / Resolved Cases) * 365
 Incoming Cases = All new cases at that instance within the year | Resolved Cases = Cases finalised at that instance within the year | Pending Cases = Unresolved Cases on the 31st of December..

	Clearance Rate	Disposition Time	Incoming Cases /100 inhabitants	Resolved Cases /100 inhabitants	Pending Cases /100 inhabitants
Civil cases	1st Instance	83 days	3.554	3.682	0.844
	2nd Instance	107 days	0.447	0.477	0.140
	Highest Instance	159 days	0.016	0.019	0.008
Criminal cases	1st Instance	54 days	0.707	0.716	0.107
	2nd Instance	60 days	0.192	0.189	0.031
	Highest Instance	94 days	0.014	0.014	0.004
Administrative cases	1st Instance	128 days	0.533	0.467	0.165
	2nd Instance	385 days	0.139	0.132	0.139
	Highest Instance	NA	NA	NA	NAP

Prosecution cases per 100 inhabitant

	Received	Discontinued	Concluded by a penalty	Charged before the courts
Received	2.61	1.04	0.20	0.59
Discontinued	1.16	1.04	0.20	0.59
Concluded by a penalty	NAP	NAP	NAP	NAP
Charged before the courts	1.33	1.33	1.33	1.33

Note: There are different methodologies on calculating number of cases in prosecution statistics by event or by perpetrator. CEPEJ collects data per case (event) but some countries present it by perpetrator.

Court related mediation

Does the judicial system provide for court-related mediation procedures?	Value	Indicator
Mandatory mediation before going to court	14	✓
Mandatory mediation ordered by a judge	21	✗
Alternative dispute resolution Arbitration	43	✓
Conciliation	37	✓
Mediation (other than judicial mediation)	46	✓
Other ADR	19	✓

Judiciary related websites

Case-law

<http://iteko.teisma.it>

Legislation

<https://www.e-lar.it; http://www.lrs.it>

Other official websites

<http://www.teisma.it; http://www.teisnepaqaiba.it>

LUXEMBOURG



Population **613 900**

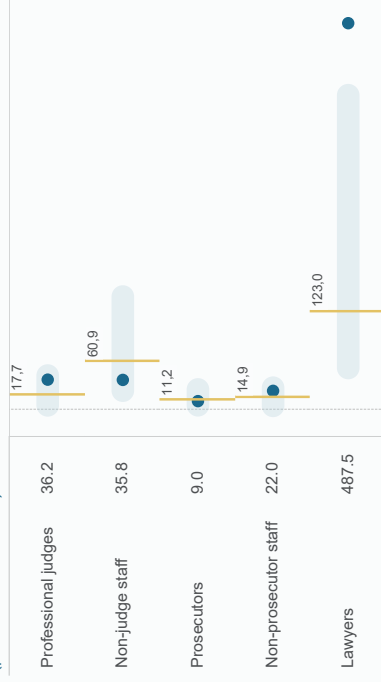
GDP per capita **95 943 €**

Avg gross annual salary **61 720 €**

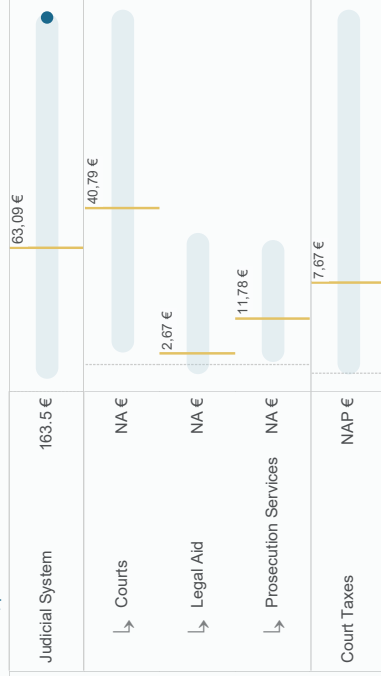
Exchange rate **NAP**



Human Resources (per 100 000 inhabitants)




Financial Resources In Euros, per inhabitant



Salaries of judges and prosecutors

Ratio with average annual salary at the beginning and the end of career



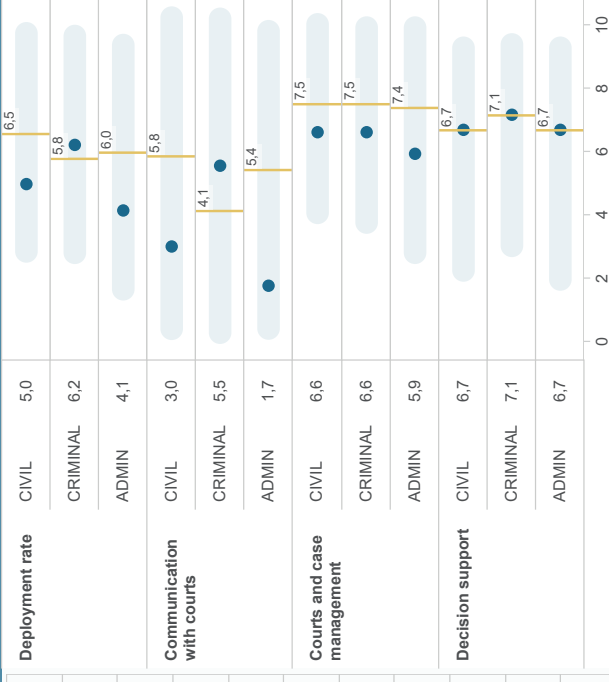
Recruitment and promotion of judges

Recruitment authority	By an authority made up of judges only	6	44	X
	By an authority made up of non-judges only	6	45	X
	By an authority made up of judges and non-judges	43	7	✓
Promotion authority	Same authority as for recruitment of judges	32	18	X
Promotion criteria	Criteria for promotion: Years of experience	39	11	X
	Criteria for promotion: Professional skills	39	11	X
	Criteria for promotion: Performance	30	20	X
	Criteria for promotion: Assessment results	32	18	X
	Criteria for promotion: Subjective criteria	30	20	X
	Other criteria for promotion	14	38	X
	No criteria for promotion	4	46	X

Recruitment and promotion of prosecutors

Recruitment authority	By an authority made up of prosecutors only	16	34	X
	By an authority made up of non-prosecutors only	4	48	X
	By an authority made up of prosecutors and non-prosecutors	33	17	✓
Promotion authority	Same authority as for recruitment of prosecutors	35	15	X
Promotion criteria	Criteria for promotion: Years of experience	48	4	✓
	Criteria for promotion: Professional skills	46	4	X
	Criteria for promotion: Performance	29	21	X
	Criteria for promotion: Assessment results	38	12	X
	Criteria for promotion: Subjective criteria	34	16	X
	Other criteria for promotion	19	31	X
	No criteria for promotion	49	1	X

ICT in judiciary (index from 0 to 10)



CEPEJ efficiency indicators

Clearance Rate (CR) = (Resolved Cases / Incoming Cases) * 100 | Disposition Time (DT) = (Pending Cases / Resolved Cases) * 365
 Incoming Cases = All new cases at that instance within the year | Resolved Cases = Cases finalised at that instance within the year | Pending Cases = Unresolved Cases on the 31st of December..

	Clearance Rate	Disposition Time	Incoming Cases /100 inhabitants	Resolved Cases /100 inhabitants	Pending Cases /100 inhabitants
Civil cases	1st Instance	94 days	0.783	0.791	0.205
	2nd Instance	466 days	0.183	0.210	0.269
	Highest Instance	407 days	0.017	0.017	0.019
Criminal cases	1st Instance	NA	NA	2.333	NA
	2nd Instance	NA	0.081	0.083	NA
	Highest Instance	413 days	0.009	0.007	0.008
Administrative cases	1st Instance	NA	0.203	0.174	NA
	2nd Instance	222 days	0.040	0.041	0.025
	Highest Instance	NAP	NAP	NAP	NAP

Prosecution cases per 100 inhabitant

	Received	Discontinued	Concluded by a penalty	Charged before the courts
Received	10.24	189.65	1143.2	51.61
Discontinued	4.46	74.55	497.4	206.5
Concluded by a penalty	NA	16.07	NA	NA
Charged before the courts	1.85	0.59	206.5	206.5

Note: There are different methodologies on calculating number of cases in prosecution statistics by event or by perpetrator. CEPEJ collects data per case (event) but some countries present it by perpetrator.

Court related mediation

Does the judicial system provide for court-related mediation procedures?	Value	Status
Mandatory mediation before going to court	14	✓
Mandatory mediation ordered by a judge	21	✗
Alternative dispute resolution Arbitration	43	✗
Conciliation	37	✓
Mediation (other than judicial mediation)	46	✓
Other ADR	19	✗

Judiciary related websites

Case-law

<http://www.luxembourg.public.lu/fr/actualites/2009/01/01-guichet-unique/index.html>

Legislation

<http://www.luxembourg.public.lu/fr/actualites/2009/01/01-guichet-unique/index.html>

Other official websites

<http://www.luxembourg.public.lu/fr/actualites/2009/01/01-guichet-unique/index.html>



Exchange rate **NAP**

19 036 €

Avg gross annual salary

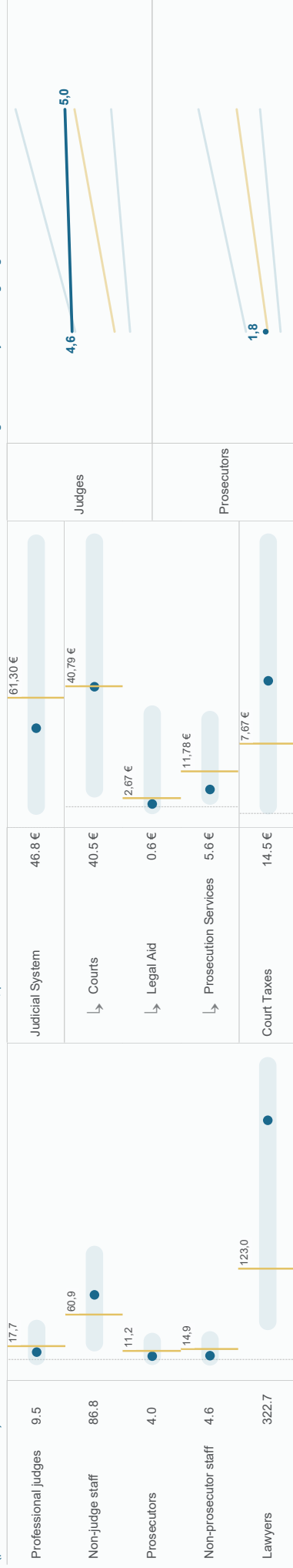
25 556 €

GDP per capita

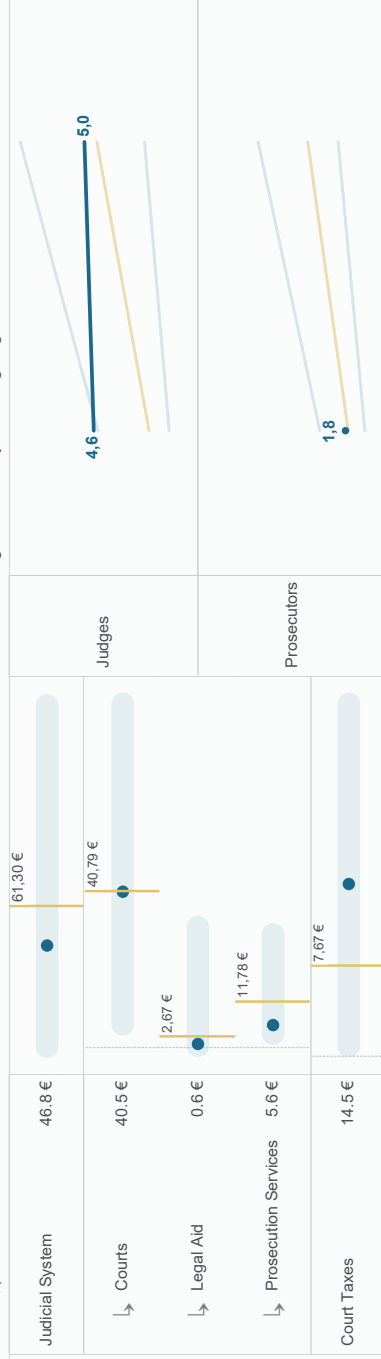
475 701

Population

Human Resources (per 100 000 inhabitants)

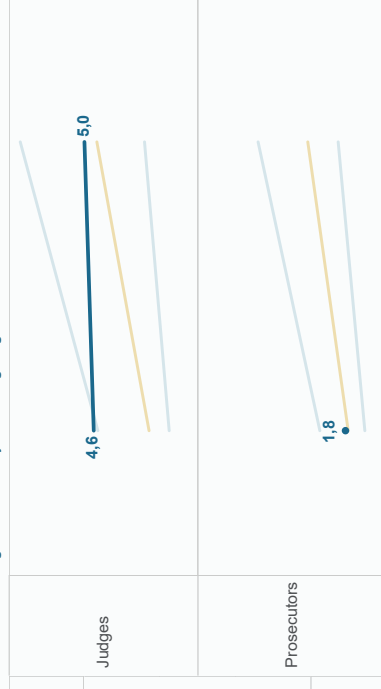


Financial Resources In Euros, per inhabitant



Salaries of judges and prosecutors

Ratio with average annual salary at the beginning and the end of career



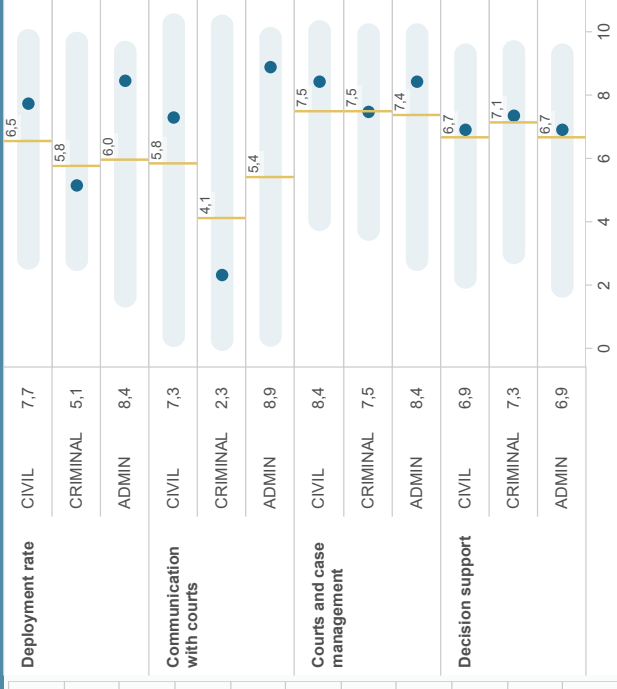
Recruitment and promotion of judges

Recruitment authority	By an authority made up of judges only	6	44	X
	By an authority made up of non-judges only	6	45	X
	By an authority made up of judges and non-judges	43	7	✓
Promotion authority	Same authority as for recruitment of judges	32	18	✓
Promotion criteria	Criteria for promotion: Years of experience	39	11	✓
	Criteria for promotion: Professional skills	39	11	✓
	Criteria for promotion: Performance	30	20	X
	Criteria for promotion: Assessment results	32	18	X
	Criteria for promotion: Subjective criteria	30	20	✓
	Other criteria for promotion	14	38	✓
	No criteria for promotion	4	46	X

Recruitment and promotion of prosecutors

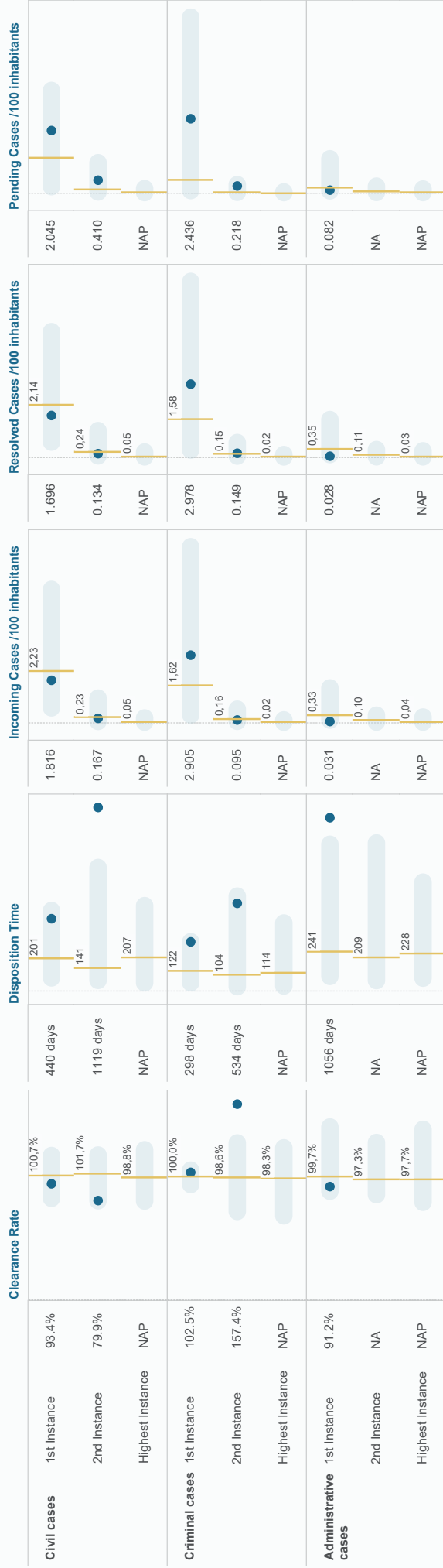
Recruitment authority	By an authority made up of prosecutors only	16	34	X
	By an authority made up of non-prosecutors only	4	48	✓
	By an authority made up of prosecutors and non-prosecutors	33	17	X
Promotion authority	Same authority as for recruitment of prosecutors	35	15	X
Promotion criteria	Criteria for promotion: Years of experience	48	4	✓
	Criteria for promotion: Professional skills	46	4	✓
	Criteria for promotion: Performance	29	21	✓
	Criteria for promotion: Assessment results	38	12	✓
	Criteria for promotion: Subjective criteria	34	18	✓
	Other criteria for promotion	19	31	✓
	No criteria for promotion	48	4	X

ICT in judiciary (index from 0 to 10)

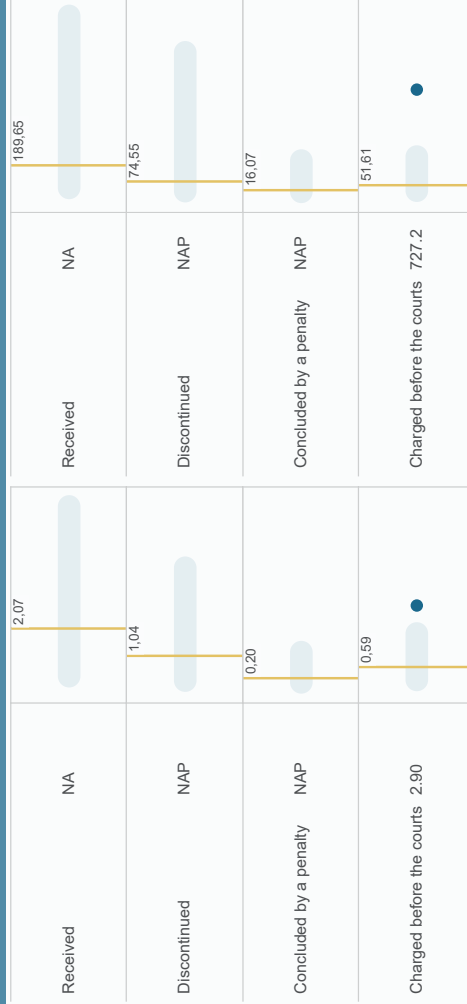


CEPEJ efficiency indicators

Clearance Rate (CR) = (Resolved Cases / Incoming Cases) * 100 | Disposition Time (DT) = (Pending Cases / Resolved Cases) * 365
 Incoming Cases = All new cases at that instance within the year | Resolved Cases = Cases finalised at that instance within the year | Pending Cases = Unresolved Cases on the 31st of December..




Prosecution cases per 100 inhabitant



Note: There are different methodologies on calculating number of cases in prosecution statistics by event or by perpetrator. CEPEJ collects data per case (event) but some countries present it by perpetrator.

Court related mediation



Judiciary related websites

Case-law

Legislation

Other official websites

<http://www.justiceservices.gov.mt>; <https://ecourts.gov.mt/online/services/>

<http://www.justiceservices.gov.mt>; <https://ecourts.gov.mt/online/services/>

<http://www.justiceservices.gov.mt>; <https://ecourts.gov.mt/online/services/>

REPUBLIC OF MOLDOVA



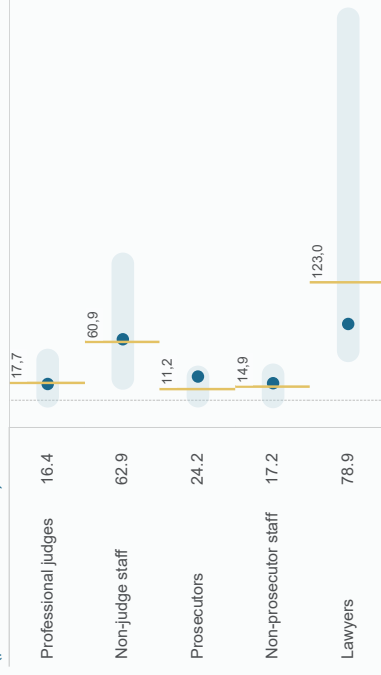
Population **2 681 734**

GDP per capita **2 733 €**

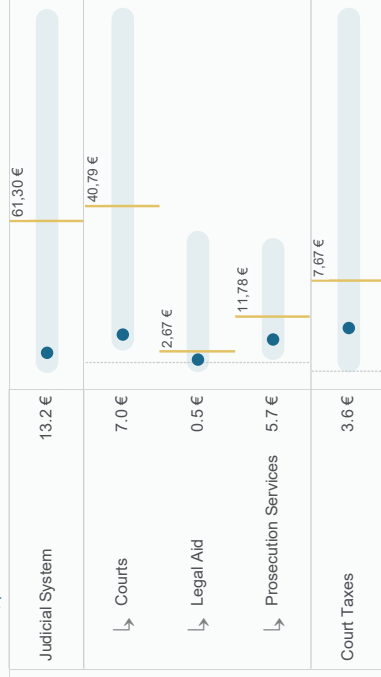
Avg gross annual salary **3 898 €**

Exchange rate **19.5212**

Human Resources (per 100 000 inhabitants)

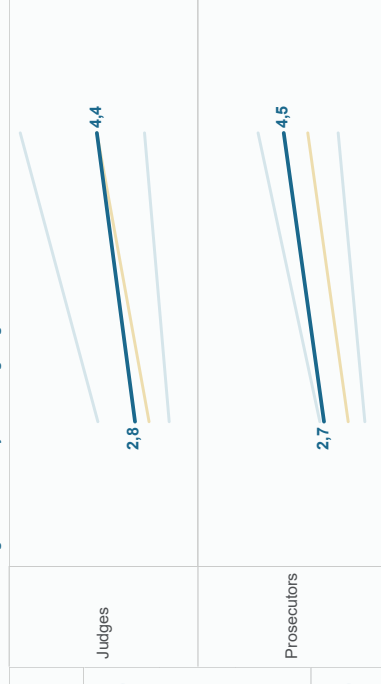


Financial Resources In Euros, per inhabitant



Salaries of judges and prosecutors

Ratio with average annual salary at the beginning and the end of career



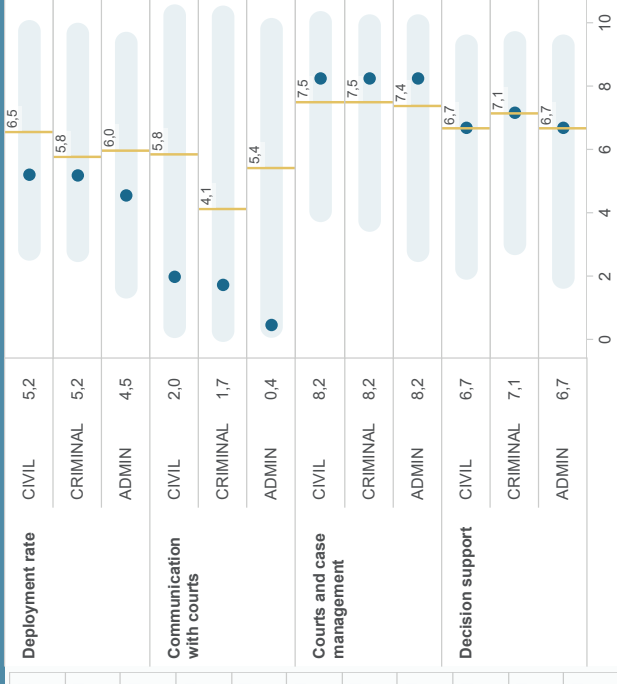
Recruitment and promotion of judges

Recruitment authority	By an authority made up of judges only	6	44	X
	By an authority made up of non-judges only	6	45	X
	By an authority made up of judges and non-judges	43	7	
Promotion authority	Same authority as for recruitment of judges	32	18	
Promotion criteria	Criteria for promotion: Years of experience	39	11	
	Criteria for promotion: Professional skills	39	11	
	Criteria for promotion: Performance	30	20	
	Criteria for promotion: Assessment results	32	18	
	Criteria for promotion: Subjective criteria	30	20	
	Other criteria for promotion	14	38	X
	No criteria for promotion	4	46	X

Recruitment and promotion of prosecutors

Recruitment authority	By an authority made up of prosecutors only	16	34	X
	By an authority made up of non-prosecutors only	4	46	X
	By an authority made up of prosecutors and non-prosecutors	33	17	
Promotion authority	Same authority as for recruitment of prosecutors	35	15	
Promotion criteria	Criteria for promotion: Years of experience	46	4	
	Criteria for promotion: Professional skills	46	4	
	Criteria for promotion: Performance	29	21	
	Criteria for promotion: Assessment results	38	12	
	Criteria for promotion: Subjective criteria	34	16	
	Other criteria for promotion	19	31	
	No criteria for promotion	49	3	X

ICT in judiciary (index from 0 to 10)



CEPEJ efficiency indicators

Clearance Rate (CR) = (Resolved Cases / Incoming Cases) * 100 | Disposition Time (DT) = (Pending Cases / Resolved Cases) * 365
 Incoming Cases = All new cases at that instance within the year | Resolved Cases = Cases finalised at that instance within the year | Pending Cases = Unresolved Cases on the 31st of December..

	Clearance Rate	Disposition Time	Incoming Cases /100 inhabitants	Resolved Cases /100 inhabitants	Pending Cases /100 inhabitants
Civil cases	1st Instance	104.2%	142 days	2.359	2.459
	2nd Instance	107.4%	72 days	0.424	0.456
	Highest Instance	100.8%	28 days	0.169	0.170
Criminal cases	1st Instance	98.2%	170 days	1.470	1.444
	2nd Instance	98.2%	65 days	0.481	0.472
	Highest Instance	95.3%	64 days	0.099	0.095
Administrative cases	1st Instance	105.5%	205 days	0.187	0.197
	2nd Instance	106.0%	71 days	0.131	0.139
	Highest Instance	99.3%	24 days	0.071	0.070

Prosecution cases per 100 inhabitant

	Received	Discontinued	Concluded by a penalty	Charged before the courts
Received	2.07	189.65	85.6	12.4
Discontinued	1.04	74.55	12.4	5.0
Concluded by a penalty	0.20	16.07	5.0	22.8
Charged before the courts	0.59	51.61	22.8	22.8

Note: There are different methodologies on calculating number of cases in prosecution statistics by event or by perpetrator. CEPEJ collects data per case (event) but some countries present it by perpetrator.

Court related mediation

Does the judicial system provide for court-related mediation procedures?	Value	Indicator
Mandatory mediation before going to court	14	✓
Mandatory mediation ordered by a judge	21	✗
Alternative dispute resolution Arbitration	48	✓
Conciliation	37	✓
Mediation (other than judicial mediation)	46	✓
Other ADR	19	✗

Judiciary related websites

Case-law
instante.justice.md_csl.md

Legislation
legis.md

Other official websites
instante.justice.md_cnaigs.md

MONACO



Population **38 300**

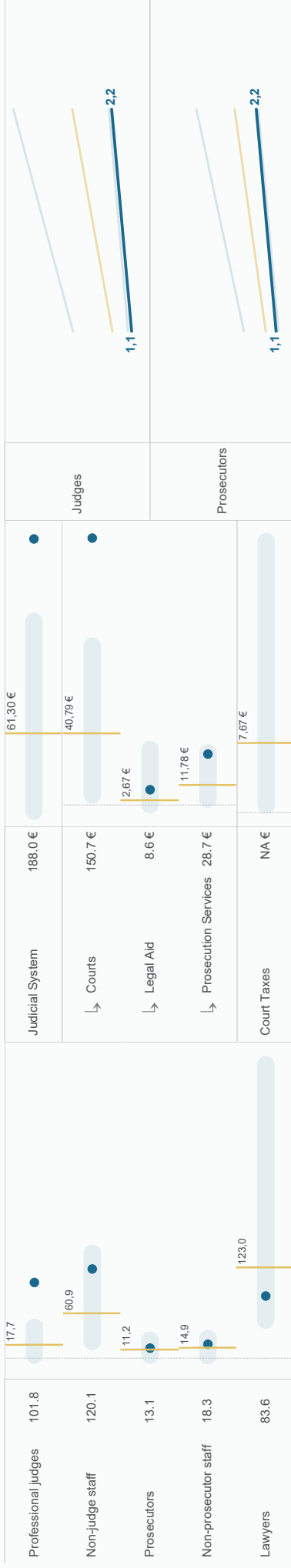
GDP per capita **70 881 €**

Avg gross annual salary **43 574 €**

Exchange rate **NAP**




Human Resources (per 100 000 inhabitants)



Financial Resources In Euros, per inhabitant

Salaries of judges and prosecutors Ratio with average annual salary at the beginning and the end of career



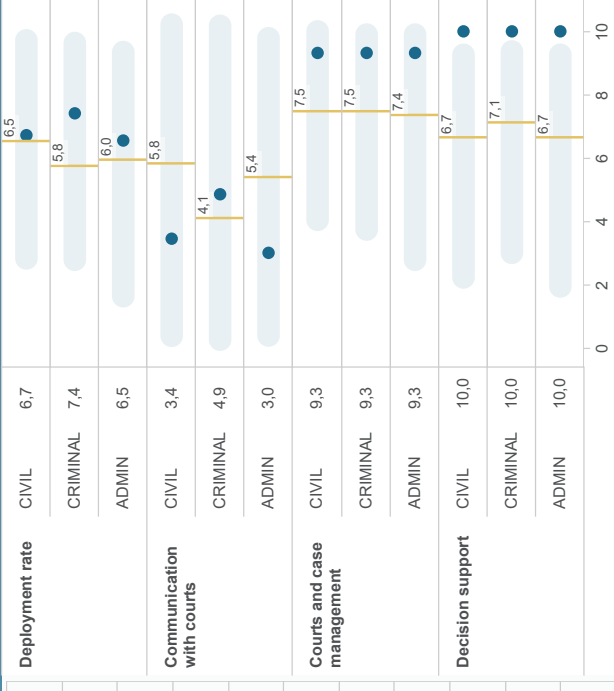
Recruitment and promotion of judges

Recruitment authority	By an authority made up of judges only	By an authority made up of non-judges only	By an authority made up of judges and non-judges
Recruitment authority	6	6	7
Promotion authority	32	18	11
Promotion criteria	39	39	20
Criteria for promotion: Years of experience	11	11	18
Criteria for promotion: Professional skills	30	20	32
Criteria for promotion: Assessment results	30	20	30
Other criteria for promotion	14	38	46
No criteria for promotion	4	46	46

Recruitment and promotion of prosecutors

Recruitment authority	By an authority made up of prosecutors only	By an authority made up of non-prosecutors only	By an authority made up of prosecutors and non-prosecutors
Recruitment authority	16	4	33
Promotion authority	35	15	46
Promotion criteria	46	46	29
Criteria for promotion: Years of experience	46	46	38
Criteria for promotion: Professional skills	29	21	34
Criteria for promotion: Assessment results	34	18	19
Other criteria for promotion	19	31	49
No criteria for promotion	4	46	46

ICT in judiciary (index from 0 to 10)



CEPEJ efficiency indicators

Clearance Rate (CR) = (Resolved Cases / Incoming Cases) * 100 | Disposition Time (DT) = (Pending Cases / Resolved Cases) * 365
 Incoming Cases = All new cases at that instance within the year | Resolved Cases = Cases finalised at that instance within the year | Pending Cases = Unresolved Cases on the 31st of December..

	Clearance Rate	Disposition Time	Incoming Cases /100 inhabitants	Resolved Cases /100 inhabitants	Pending Cases /100 inhabitants
Civil cases					
1st Instance	93.3%	371 days 201	2.000 2.23	1.867	1.901
2nd Instance	79.5%	571 days 141	0.407 0.23	0.324	0.507
Highest Instance	108.0%	310 days 207	0.065 0.05	0.070	0.060
Criminal cases					
1st Instance	106.8%	80 days 122	1.389 1.62	1.483	0.326
2nd Instance	94.4%	143 days 104	0.324 0.16	0.305	0.120
Highest Instance	93.8%	219 days 114	0.042 0.02	0.039	0.023
Administrative cases					
1st Instance	NAP	NAP 241	NAP 0.33	NAP	NAP
2nd Instance	NAP	NAP 209	NAP 0.10	NAP	NAP
Highest Instance	78.9%	438 days 228	0.050 0.04	0.039	0.047

Prosecution cases per 100 inhabitant

	Received	Discontinued	Concluded by a penalty	Charged before the courts
Received	4.92	2.75	0.45	1.40
Discontinued				
Concluded by a penalty				
Charged before the courts				

Note: There are different methodologies on calculating number of cases in prosecution statistics by event or by perpetrator. CEPEJ collects data per case (event) but some countries present it by perpetrator.

Court related mediation

Does the judicial system provide for court-related mediation procedures?	Value	Indicator
Mandatory mediation before going to court	14	✓
Mandatory mediation ordered by a judge	21	✗
Alternative dispute resolution Arbitration	48	✓
Conciliation	37	✓
Mediation (other than judicial mediation)	46	✓
Other ADR	19	✗

Judiciary related websites

Case-law
www.legimonaco.mc

Legislation
www.legimonaco.mc

Other official websites
www.gouv.mc

MONTENEGRO



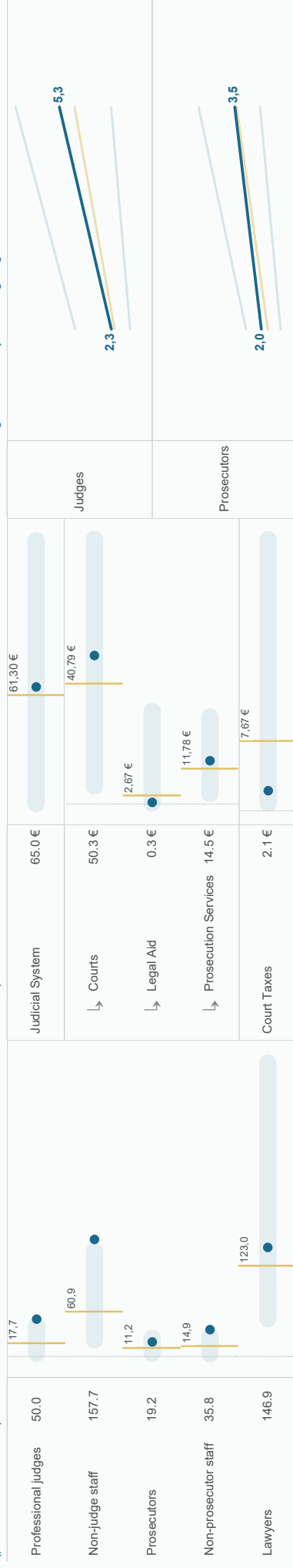
Population **620 029**

GDP per capita **7 423 €**

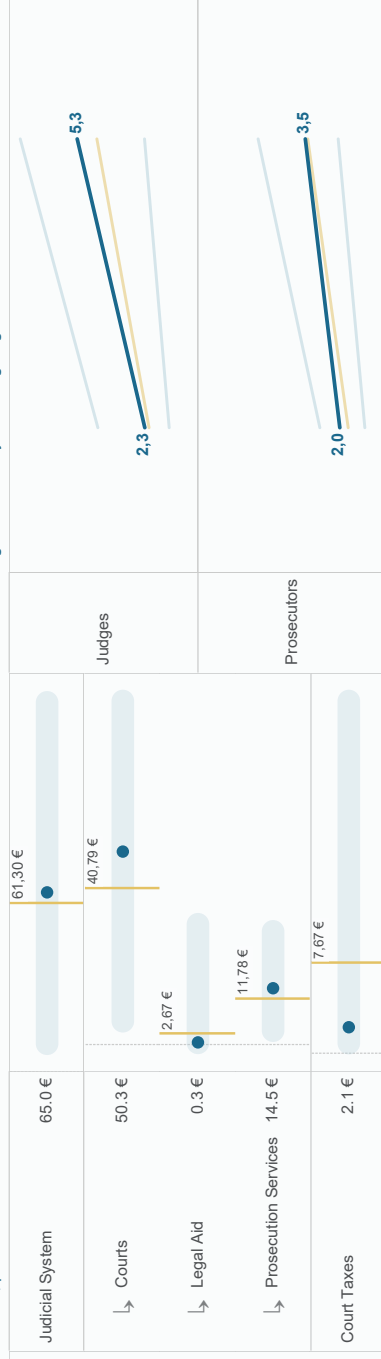
Avg gross annual salary **9 192 €**

Exchange rate **NAP**

Human Resources (per 100 000 inhabitants)




Financial Resources In Euros, per inhabitant



Salaries of judges and prosecutors

Ratio with average annual salary at the beginning and the end of career



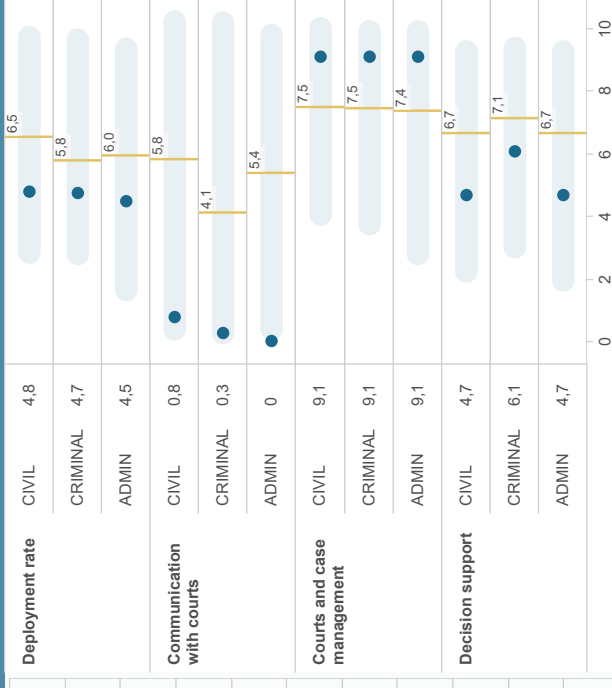
Recruitment and promotion of judges

Recruitment authority	By an authority made up of judges only	6	44	X
	By an authority made up of non-judges only	6	45	X
	By an authority made up of judges and non-judges	43	7	✓
Promotion authority	Same authority as for recruitment of judges	32	18	✓
Promotion criteria	Criteria for promotion: Years of experience	39	11	✓
	Criteria for promotion: Professional skills	39	11	✓
	Criteria for promotion: Performance	30	20	✓
	Criteria for promotion: Assessment results	32	18	✓
	Criteria for promotion: Subjective criteria	30	20	✓
	Other criteria for promotion	14	38	X
	No criteria for promotion	4	46	X

Recruitment and promotion of prosecutors

Recruitment authority	By an authority made up of prosecutors only	16	34	X
	By an authority made up of non-prosecutors only	4	46	X
	By an authority made up of prosecutors and non-prosecutors	33	17	✓
Promotion authority	Same authority as for recruitment of prosecutors	35	15	✓
Promotion criteria	Criteria for promotion: Years of experience	46	4	✓
	Criteria for promotion: Professional skills	46	4	✓
	Criteria for promotion: Performance	29	21	✓
	Criteria for promotion: Assessment results	38	12	✓
	Criteria for promotion: Subjective criteria	34	16	✓
	Other criteria for promotion	19	31	X
	No criteria for promotion	49	4	X

ICT in judiciary (index from 0 to 10)



CEPEJ efficiency indicators

Clearance Rate (CR) = (Resolved Cases / Incoming Cases) * 100 | Disposition Time (DT) = (Pending Cases / Resolved Cases) * 365
 Incoming Cases = All new cases at that instance within the year | Resolved Cases = Cases finalised at that instance within the year | Pending Cases = Unresolved Cases on the 31st of December..

	Clearance Rate	Disposition Time	Incoming Cases /100 inhabitants	Resolved Cases /100 inhabitants	Pending Cases /100 inhabitants
Civil cases	1st Instance	229 days	4.653	4.900	3.076
	2nd Instance	NA	NA	NA	NA
	Highest Instance	61 days	0.232	0.247	0.042
Criminal cases	1st Instance	198 days	11.996	11.687	6.365
	2nd Instance	6 days	0.592	0.594	0.011
	Highest Instance	30 days	0.015	0.014	0.001
Administrative cases	1st Instance	401 days	1.470	1.524	1.676
	2nd Instance	NA	NA	NA	NA
	Highest Instance	78 days	0.445	0.376	0.081

Prosecution cases per 100 inhabitant

	Received	Discontinued	Concluded by a penalty	Charged before the courts
Received	1.75	0.62	0.15	0.59
Discontinued				
Concluded by a penalty				
Charged before the courts				

Note: There are different methodologies on calculating number of cases in prosecution statistics by event or by perpetrator. CEPEJ collects data per case (event) but some countries present it by perpetrator.

Court related mediation

Does the judicial system provide for court-related mediation procedures?	Other official websites
Mandatory mediation before going to court	www.sudovi.me
Mandatory mediation ordered by a judge	www.pravda.gov.me
Alternative dispute resolution Arbitration	www.tuzilastvocg.me
Conciliation	www.pravda.gov.me
Mediation (other than judicial mediation)	www.pravda.gov.me
Other ADR	www.pravda.gov.me

Judiciary related websites

Case-law www.sudovi.me | Legislation www.pravda.gov.me | www.tuzilastvocg.me | Other official websites www.sudovi.me, www.pravda.gov.me

NETHERLANDS



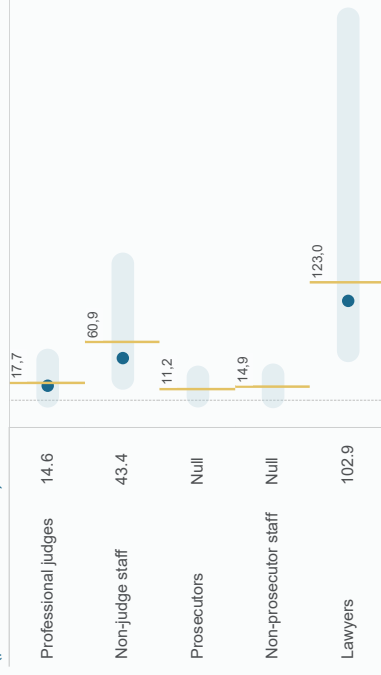
Population **17 282 163**

GDP per capita **45 052 €**

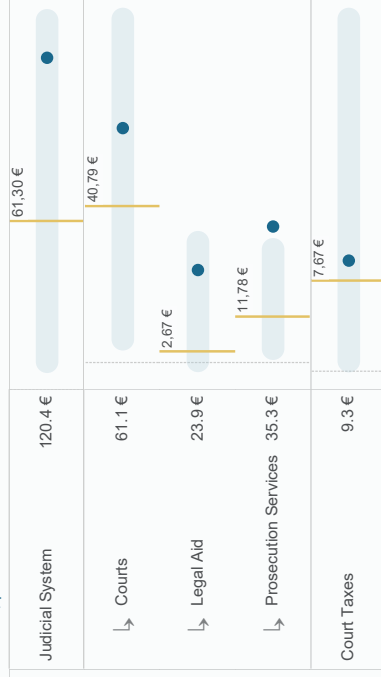
Avg gross annual salary **58 800 €**

Exchange rate **NAP**

Human Resources (per 100 000 inhabitants)




Financial Resources In Euros, per inhabitant



Salaries of judges and prosecutors

Ratio with average annual salary at the beginning and the end of career



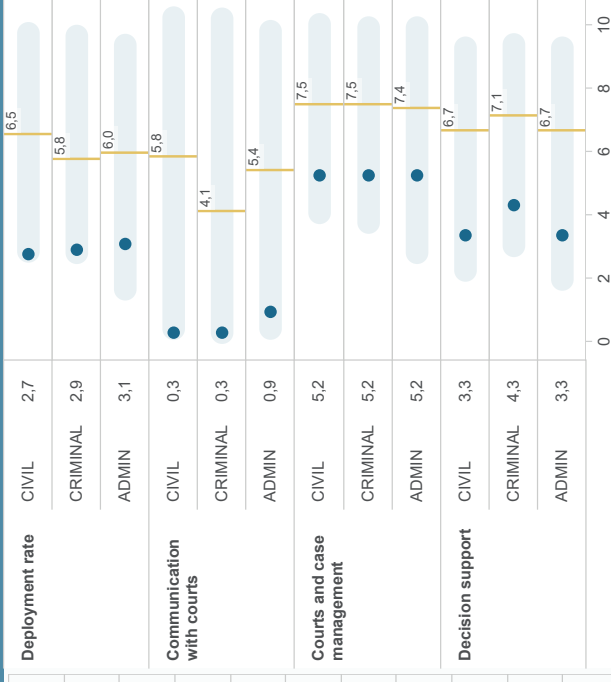
Recruitment and promotion of judges

Recruitment authority	By an authority made up of judges only	6	44	X
	By an authority made up of non-judges only	6	45	X
	By an authority made up of judges and non-judges	43	7	✓
Promotion authority	Same authority as for recruitment of judges	32	18	X
Promotion criteria	Criteria for promotion: Years of experience	39	11	✓
	Criteria for promotion: Professional skills	39	11	✓
	Criteria for promotion: Performance	30	20	✓
	Criteria for promotion: Assessment results	32	18	✓
	Criteria for promotion: Subjective criteria	30	20	✓
	Other criteria for promotion	14	38	X
	No criteria for promotion	4	46	X

Recruitment and promotion of prosecutors

Recruitment authority	By an authority made up of prosecutors only	16	34	X
	By an authority made up of non-prosecutors only	4	46	X
	By an authority made up of prosecutors and non-prosecutors	33	17	✓
Promotion authority	Same authority as for recruitment of prosecutors	35	15	X
Promotion criteria	Criteria for promotion: Years of experience	46	4	✓
	Criteria for promotion: Professional skills	46	4	✓
	Criteria for promotion: Performance	29	21	✓
	Criteria for promotion: Assessment results	38	12	✓
	Criteria for promotion: Subjective criteria	34	16	✓
	Other criteria for promotion	19	31	X
	No criteria for promotion	49	1	X

ICT in judiciary (index from 0 to 10)



CEPEJ efficiency indicators

Clearance Rate (CR) = (Resolved Cases / Incoming Cases) * 100 | Disposition Time (DT) = (Pending Cases / Resolved Cases) * 365
 Incoming Cases = All new cases at that instance within the year | Resolved Cases = Cases finalised at that instance within the year | Pending Cases = Unresolved Cases on the 31st of December..

	Clearance Rate	Disposition Time	Incoming Cases /100 inhabitants	Resolved Cases /100 inhabitants	Pending Cases /100 inhabitants
Civil cases	1st Instance	109 days	0.779	0.789	0.237
	2nd Instance	NA	NA	NA	NA
	Highest Instance	320 days	0.002	0.002	0.002
Criminal cases	1st Instance	103 days	1.532	1.555	0.443
	2nd Instance	245 days	0.193	0.184	0.124
	Highest Instance	240 days	0.024	0.026	0.017
Administrative cases	1st Instance	199 days	0.576	0.549	0.300
	2nd Instance	437 days	0.062	0.067	0.080
	Highest Instance	298 days	0.005	0.005	0.004

Prosecution cases per 100 inhabitant

	Received	Discontinued	Concluded by a penalty	Charged before the courts
Received	2.07	189.65	NA	NA
Discontinued	1.04	74.55	NA	NA
Concluded by a penalty	0.20	16.07	NA	NA
Charged before the courts	0.59	51.61	NA	NA

Note: There are different methodologies on calculating number of cases in prosecution statistics by event or by perpetrator. CEPEJ collects data per case (event) but some countries present it by perpetrator.

Court related mediation

Does the judicial system provide for court-related mediation procedures?	Value	Indicator
Mandatory mediation before going to court	14	✓
Mandatory mediation ordered by a judge	21	✗
Alternative dispute resolution Arbitration	48	✗
Conciliation	37	✓
Mediation (other than judicial mediation)	46	✗
Other ADR	19	✓

Judiciary related websites

Legislation

<https://www.rijksoverheid.nl/weitten-en-regelingen> <https://www.wetten.nl>

NORTH MACEDONIA



Population **2 075 301**

GDP per capita **5 153 €**

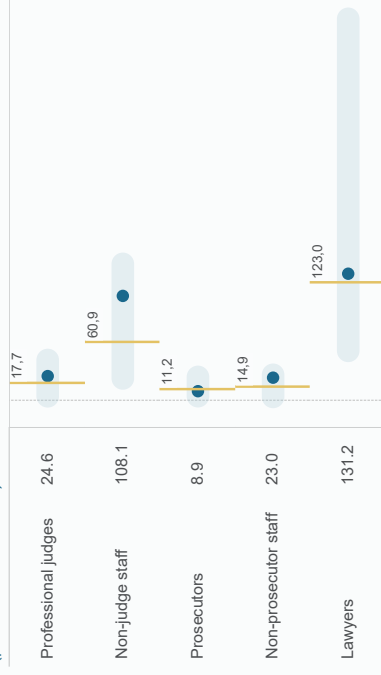
Avg gross annual salary

6 948 €

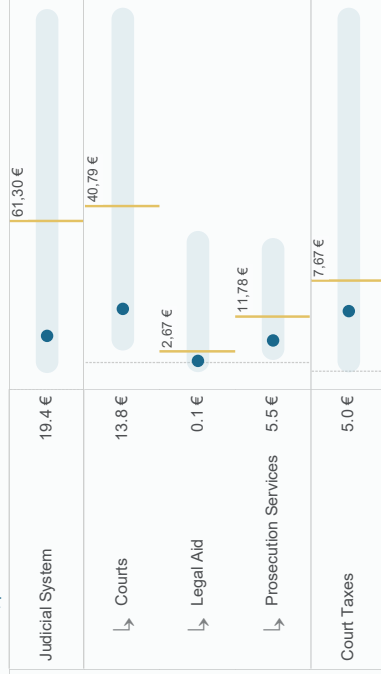
Exchange rate

61.5

Human Resources (per 100 000 inhabitants)

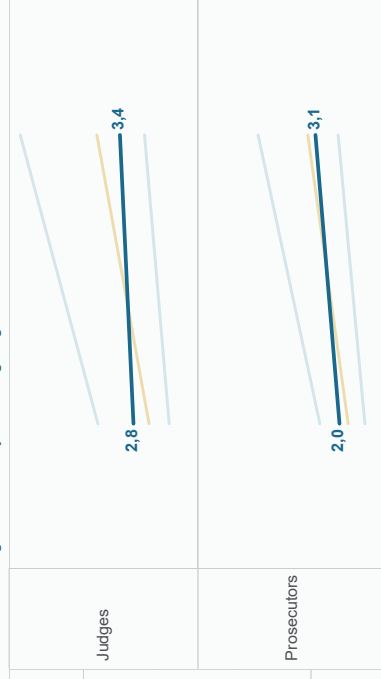


Financial Resources In Euros, per inhabitant



Salaries of judges and prosecutors

Ratio with average annual salary at the beginning and the end of career



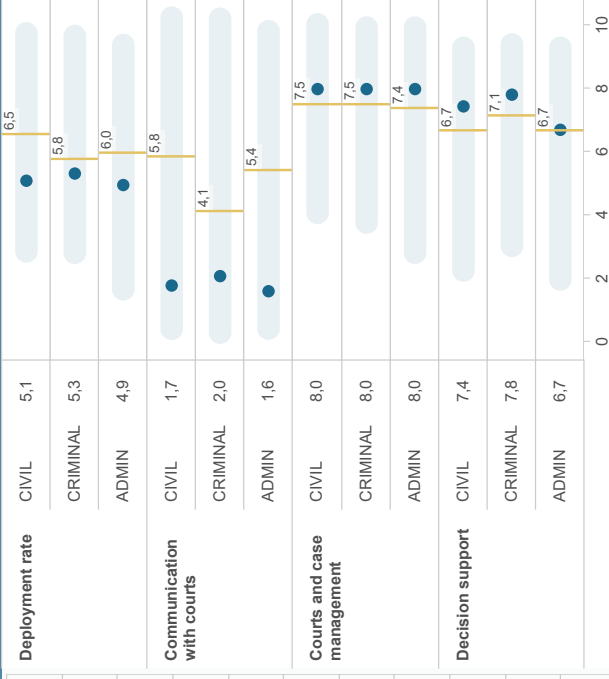
Recruitment and promotion of judges

Recruitment authority	By an authority made up of judges only	6	44	X
	By an authority made up of non-judges only	6	45	X
	By an authority made up of judges and non-judges	43	7	✓
Promotion authority	Same authority as for recruitment of judges	32	18	✓
Promotion criteria	Criteria for promotion: Years of experience	39	11	✓
	Criteria for promotion: Professional skills	39	11	✓
	Criteria for promotion: Performance	30	20	✓
	Criteria for promotion: Assessment results	32	18	✓
	Criteria for promotion: Subjective criteria	30	20	✓
	Other criteria for promotion	14	38	X
	No criteria for promotion	4	46	X

Recruitment and promotion of prosecutors

Recruitment authority	By an authority made up of prosecutors only	16	34	X
	By an authority made up of non-prosecutors only	4	46	X
	By an authority made up of prosecutors and non-prosecutors	33	17	✓
Promotion authority	Same authority as for recruitment of prosecutors	35	15	✓
Promotion criteria	Criteria for promotion: Years of experience	46	46	✓
	Criteria for promotion: Professional skills	46	46	✓
	Criteria for promotion: Performance	29	21	✓
	Criteria for promotion: Assessment results	38	12	✓
	Criteria for promotion: Subjective criteria	34	16	X
	Other criteria for promotion	19	31	✓
	No criteria for promotion	49	49	X

ICT in judiciary (index from 0 to 10)



CEPEJ efficiency indicators

Clearance Rate (CR) = (Resolved Cases / Incoming Cases) * 100 | Disposition Time (DT) = (Pending Cases / Resolved Cases) * 365
 Incoming Cases = All new cases at that instance within the year | Resolved Cases = Cases finalised at that instance within the year | Pending Cases = Unresolved Cases on the 31st of December..

	Clearance Rate	Disposition Time	Incoming Cases /100 inhabitants	Resolved Cases /100 inhabitants	Pending Cases /100 inhabitants
Civil cases	1st Instance	178 days	2.023	2.049	1.004
	2nd Instance	125 days	1.141	0.954	0.328
	Highest Instance	257 days	0.058	0.065	0.046
Criminal cases	1st Instance	190 days	2.343	2.367	1.234
	2nd Instance	146 days	0.356	0.351	0.141
	Highest Instance	151 days	0.022	0.026	0.011
Administrative cases	1st Instance	280 days	0.315	0.359	0.276
	2nd Instance	107 days	0.143	0.135	0.039
	Highest Instance	140 days	0.002	0.002	0.001

Prosecution cases per 100 inhabitant

	Received	Discontinued	Concluded by a penalty	Charged before the courts
Received	1.52	170.3	1.5	48.5
Discontinued	NA	NA	NA	NA
Concluded by a penalty	0.01	16.07	1.5	48.5
Charged before the courts	0.43	51.61	48.5	48.5

Note: There are different methodologies on calculating number of cases in prosecution statistics by event or by perpetrator. CEPEJ collects data per case (event) but some countries present it by perpetrator.

Court related mediation

Does the judicial system provide for court-related mediation procedures?	Value	Indicator
Mandatory mediation before going to court	14	✓
Mandatory mediation ordered by a judge	21	✗
Alternative dispute resolution Arbitration	48	✓
Conciliation	37	✓
Mediation (other than judicial mediation)	46	✓
Other ADR	19	✗

Judiciary related websites

Case-law
www.sud.mk

Legislation
www.pravda.gov.mk www.sobranie.mk www.pravo.org.mk www.sivesnik.com.mk
www.pf.ukim.edu.mk www.stat.gov.mk www.akademik.mk

Other official websites
www.sud.mk

NORWAY



Population **5 328 212**

GDP per capita **67 046 €**

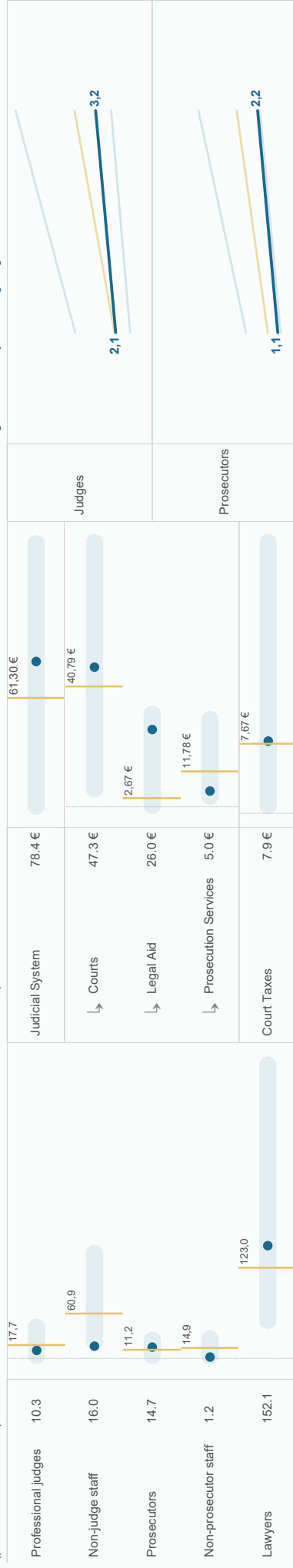
Avg gross annual salary

55 224 €

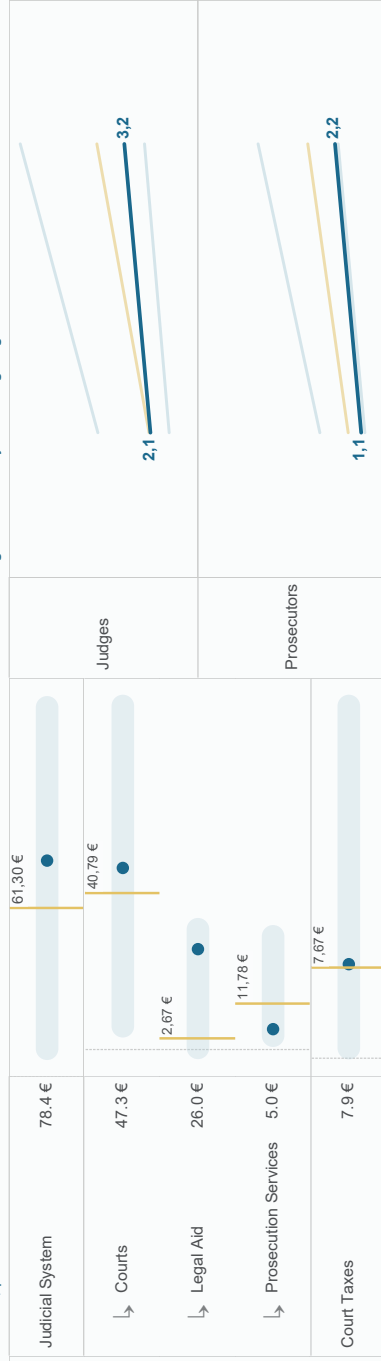
Exchange rate

9.9108

Human Resources (per 100 000 inhabitants)

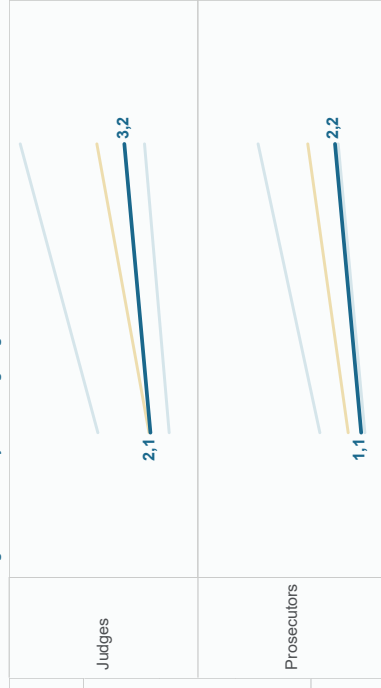


Financial Resources In Euros, per inhabitant



Salaries of judges and prosecutors

Ratio with average annual salary at the beginning and the end of career



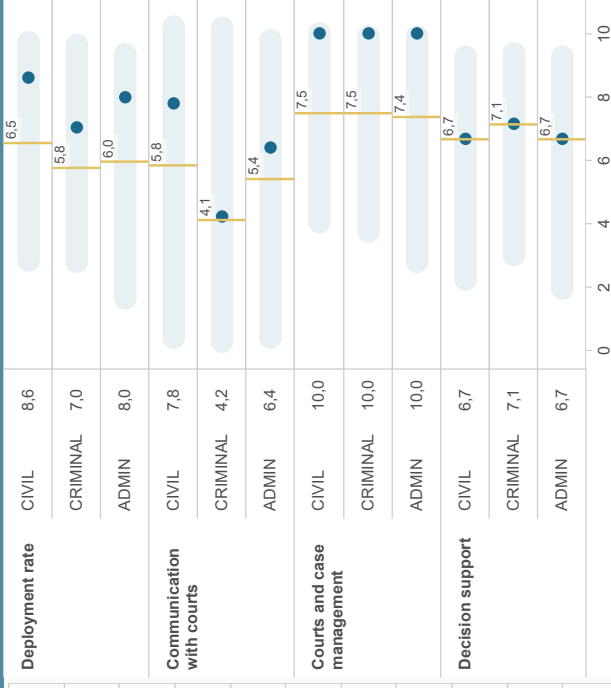
Recruitment and promotion of judges

Recruitment authority	By an authority made up of judges only	6	44	X
	By an authority made up of non-judges only	6	45	X
	By an authority made up of judges and non-judges	43	7	✓
Promotion authority	Same authority as for recruitment of judges	32	18	X
Promotion criteria	Criteria for promotion: Years of experience	39	11	X
	Criteria for promotion: Professional skills	39	11	X
	Criteria for promotion: Performance	30	20	X
	Criteria for promotion: Assessment results	32	18	X
	Criteria for promotion: Subjective criteria	30	20	X
	Other criteria for promotion	14	38	X
	No criteria for promotion	4	46	X

Recruitment and promotion of prosecutors

Recruitment authority	By an authority made up of prosecutors only	16	34	✓
	By an authority made up of non-prosecutors only	4	48	X
	By an authority made up of prosecutors and non-prosecutors	33	17	X
Promotion authority	Same authority as for recruitment of prosecutors	35	15	✓
Promotion criteria	Criteria for promotion: Years of experience	46	4	✓
	Criteria for promotion: Professional skills	46	4	✓
	Criteria for promotion: Performance	29	21	✓
	Criteria for promotion: Assessment results	38	12	✓
	Criteria for promotion: Subjective criteria	34	18	✓
	Other criteria for promotion	19	31	X
	No criteria for promotion	49	4	X

ICT in judiciary (index from 0 to 10)



CEPEJ efficiency indicators

Clearance Rate (CR) = (Resolved Cases / Incoming Cases) * 100 | Disposition Time (DT) = (Pending Cases / Resolved Cases) * 365
 Incoming Cases = All new cases at that instance within the year | Resolved Cases = Cases finalised at that instance within the year | Pending Cases = Unresolved Cases on the 31st of December..

	Clearance Rate	Disposition Time	Incoming Cases /100 inhabitants	Resolved Cases /100 inhabitants	Pending Cases /100 inhabitants
Civil cases	1st Instance	175 days	0.310	0.313	0.151
	2nd Instance	NA	NA	NA	NA
	Highest Instance	NA	NA	NA	NA
Criminal cases	1st Instance	70 days	0.429	0.428	0.083
	2nd Instance	87 days	0.055	0.056	0.013
	Highest Instance	103 days	0.001	0.001	0.000
Administrative cases	1st Instance	NA	NA	NA	NA
	2nd Instance	NAP	NAP	NAP	NAP
	Highest Instance	NAP	NAP	NAP	NAP

Prosecution cases per 100 inhabitant

	Received	Discontinued	Concluded by a penalty	Charged before the courts
Received	6.07	189.65	413.3	183.4
Discontinued	2.69	74.55	183.4	81.6
Concluded by a penalty	1.20	16.07	81.6	86.8
Charged before the courts	1.28	51.61	86.8	

Note: There are different methodologies on calculating number of cases in prosecution statistics by event or by perpetrator. CEPEJ collects data per case (event) but some countries present it by perpetrator.

Court related mediation

Does the judicial system provide for court-related mediation procedures?	Value	Checkmark
Mandatory mediation before going to court	14	✓
Mandatory mediation ordered by a judge	21	✓
Alternative dispute resolution Arbitration	43	✓
Conciliation	37	✓
Mediation (other than judicial mediation)	46	✓
Other ADR	19	✓

Judiciary related websites

Case-law

www.lvjdata.no

Legislation

www.lvjdata.no

Other official websites

www.lvjdata.no

POLAND



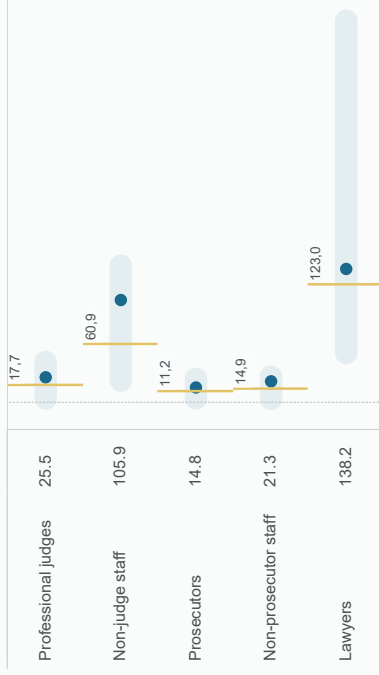
Population **38 412 000**

GDP per capita **12 960 €**

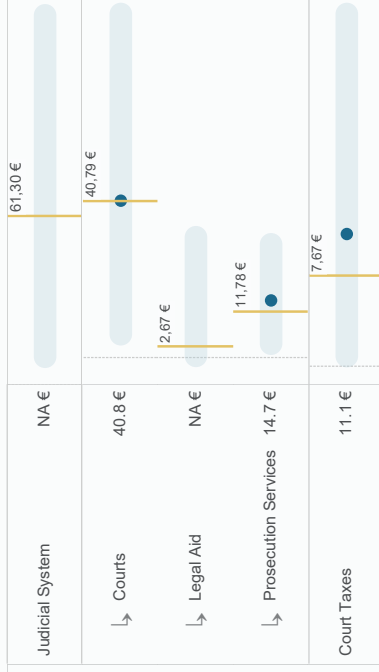
Avg gross annual salary **NA NA €**

Exchange rate **4.3**

Human Resources (per 100 000 inhabitants)




Financial Resources In Euros, per inhabitant



Salaries of judges and prosecutors

Ratio with average annual salary at the beginning and the end of career



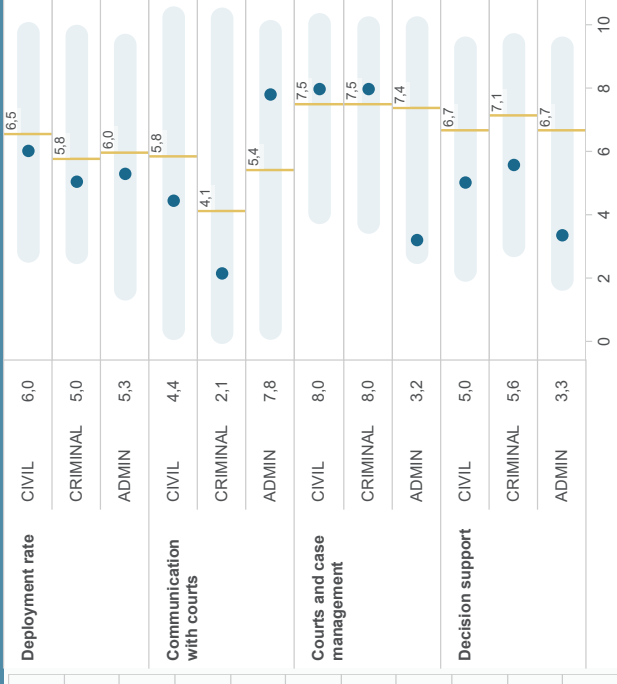
Recruitment and promotion of judges

Recruitment authority	By an authority made up of judges only	6	44	X
	By an authority made up of non-judges only	6	45	X
	By an authority made up of judges and non-judges	43	7	✓
Promotion authority	Same authority as for recruitment of judges	32	18	✓
Promotion criteria	Criteria for promotion: Years of experience	39	11	✓
	Criteria for promotion: Professional skills	39	11	✓
	Criteria for promotion: Performance	30	20	✓
	Criteria for promotion: Assessment results	32	18	✓
	Criteria for promotion: Subjective criteria	30	20	✓
	Other criteria for promotion	14	38	X
	No criteria for promotion	4	46	X

Recruitment and promotion of prosecutors

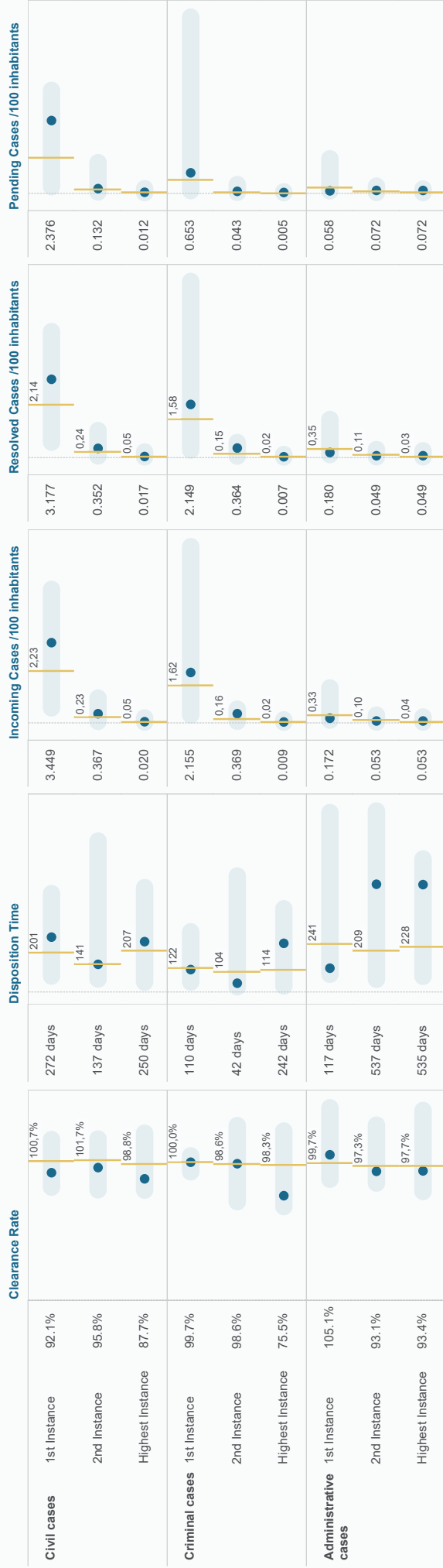
Recruitment authority	By an authority made up of prosecutors only	16	34	✓
	By an authority made up of non-prosecutors only	4	48	X
	By an authority made up of prosecutors and non-prosecutors	33	17	✓
Promotion authority	Same authority as for recruitment of prosecutors	35	15	✓
Promotion criteria	Criteria for promotion: Years of experience	46	4	✓
	Criteria for promotion: Professional skills	46	4	✓
	Criteria for promotion: Performance	29	21	X
	Criteria for promotion: Assessment results	38	12	X
	Criteria for promotion: Subjective criteria	34	16	X
	Other criteria for promotion	19	31	✓
	No criteria for promotion	49	4	X

ICT in judiciary (index from 0 to 10)



CEPEJ efficiency indicators

Clearance Rate (CR) = (Resolved Cases / Incoming Cases) * 100 | Disposition Time (DT) = (Pending Cases / Resolved Cases) * 365
 Incoming Cases = All new cases at that instance within the year | Resolved Cases = Cases finalised at that instance within the year | Pending Cases = Unresolved Cases on the 31st of December..




Prosecution cases per 100 inhabitant



Note: There are different methodologies on calculating number of cases in prosecution statistics by event or by perpetrator. CEPEJ collects data per case (event) but some countries present it by perpetrator.

Court related mediation



Judiciary related websites

Case-law
<https://orzeczenia.ms.gov.pl/>

Legislation
<http://isap.sejm.gov.pl/>

Other official websites
<https://www.e-sad.gov.pl/>

PORTUGAL



Population **10 276 617**

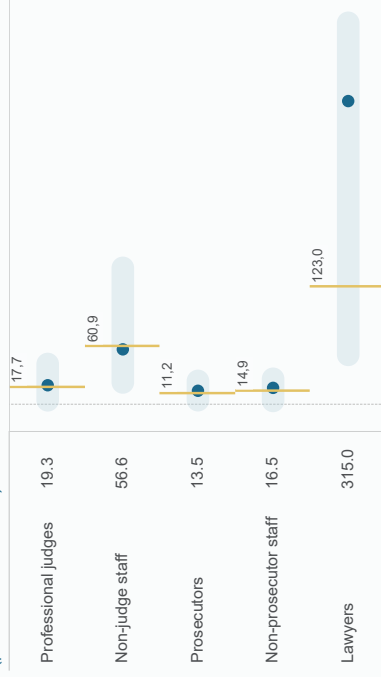
GDP per capita **19 614 €**

Avg gross annual salary

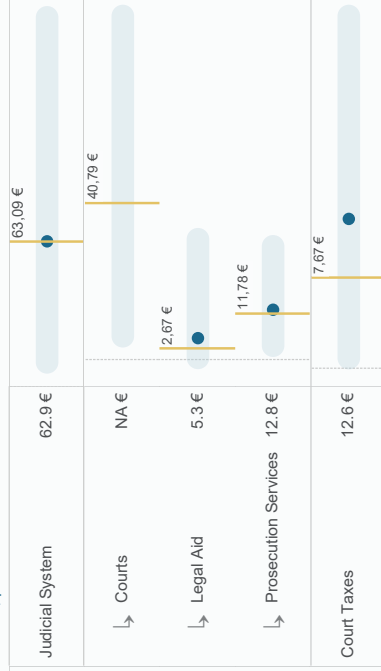
16 766 €

Exchange rate **NAP**

Human Resources (per 100 000 inhabitants)

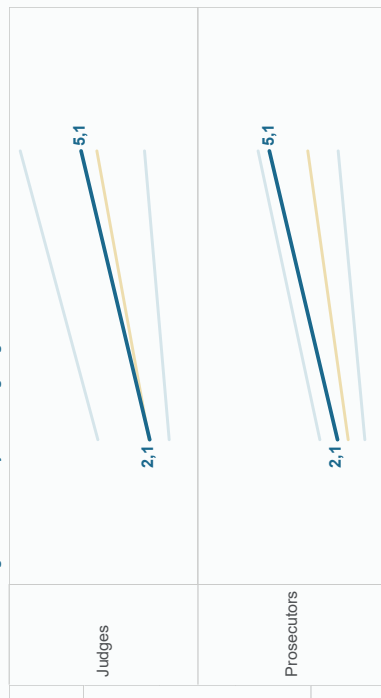


Financial Resources In Euros, per inhabitant



Salaries of judges and prosecutors

Ratio with average annual salary at the beginning and the end of career



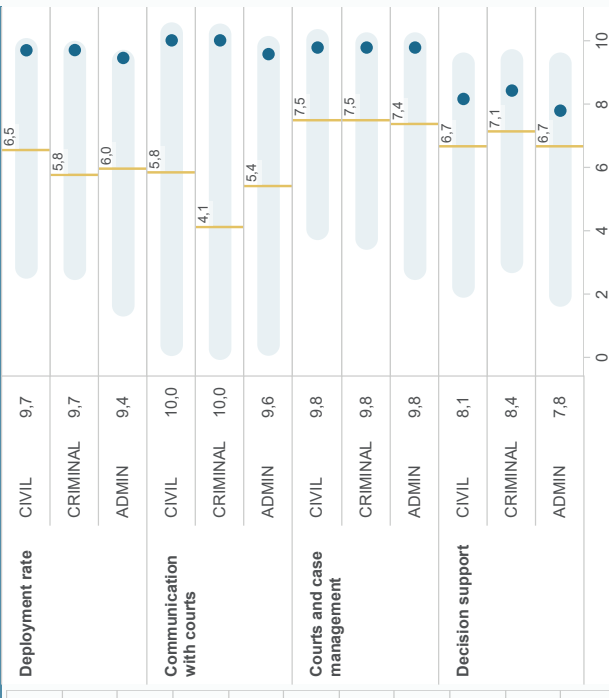
Recruitment and promotion of judges

Recruitment authority	By an authority made up of judges only	6	44	X
	By an authority made up of non-judges only	6	45	X
	By an authority made up of judges and non-judges	43	7	✓
Promotion authority	Same authority as for recruitment of judges	32	18	X
Promotion criteria	Criteria for promotion: Years of experience	39	11	✓
	Criteria for promotion: Professional skills	39	11	✓
	Criteria for promotion: Performance	30	20	X
	Criteria for promotion: Assessment results	32	18	✓
	Criteria for promotion: Subjective criteria	30	20	✓
	Other criteria for promotion	14	38	X
	No criteria for promotion	4	46	X

Recruitment and promotion of prosecutors

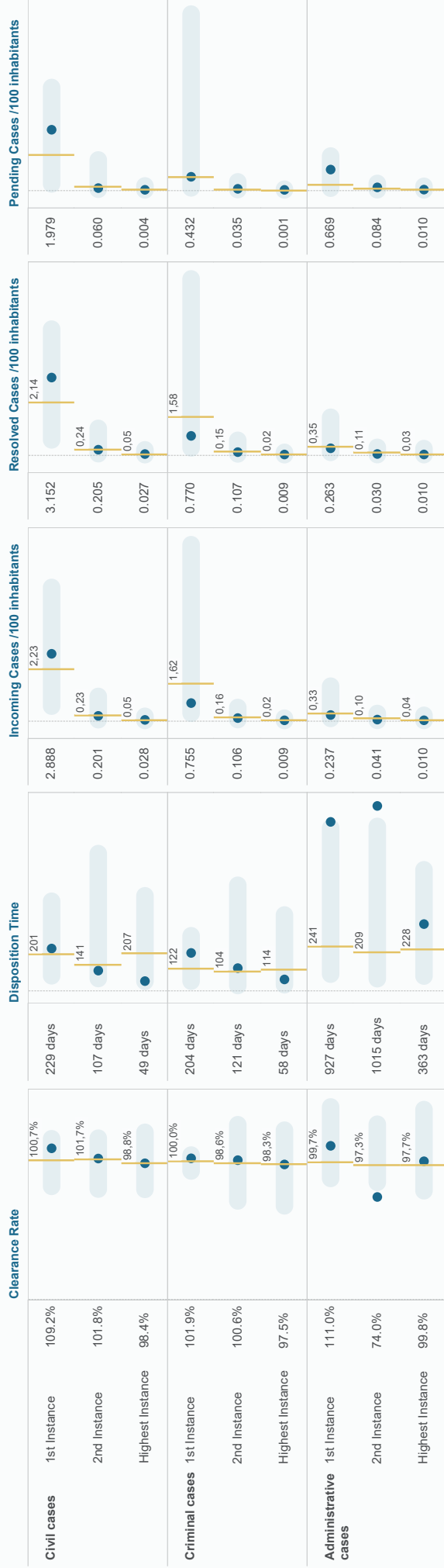
Recruitment authority	By an authority made up of prosecutors only	16	34	X
	By an authority made up of non-prosecutors only	4	48	X
	By an authority made up of prosecutors and non-prosecutors	33	17	✓
Promotion authority	Same authority as for recruitment of prosecutors	35	15	X
Promotion criteria	Criteria for promotion: Years of experience	48	4	✓
	Criteria for promotion: Professional skills	46	4	✓
	Criteria for promotion: Performance	29	21	X
	Criteria for promotion: Assessment results	38	12	X
	Criteria for promotion: Subjective criteria	34	16	X
	Other criteria for promotion	19	31	X
	No criteria for promotion	49	0	X

ICT in judiciary (index from 0 to 10)



CEPEJ efficiency indicators

Clearance Rate (CR) = (Resolved Cases / Incoming Cases) * 100 | Disposition Time (DT) = (Pending Cases / Resolved Cases) * 365
 Incoming Cases = All new cases at that instance within the year | Resolved Cases = Cases finalised at that instance within the year | Pending Cases = Unresolved Cases on the 31st of December..



Prosecution cases per 100 inhabitant



Note: There are different methodologies on calculating number of cases in prosecution statistics by event or by perpetrator. CEPEJ collects data per case (event) but some countries present it by perpetrator.

Court related mediation



Judiciary related websites

Case-law
<http://www.dgsi.pt/https://justica.gov.pt/Jurisprudencia>

Legislation
http://www.dre.pt/http://www.pgdlisboa.pt/leis/lei_main.php

Other official websites
www.citius.mj.pt

ROMANIA



Population **19 405 156**

GDP per capita **10 400 €**

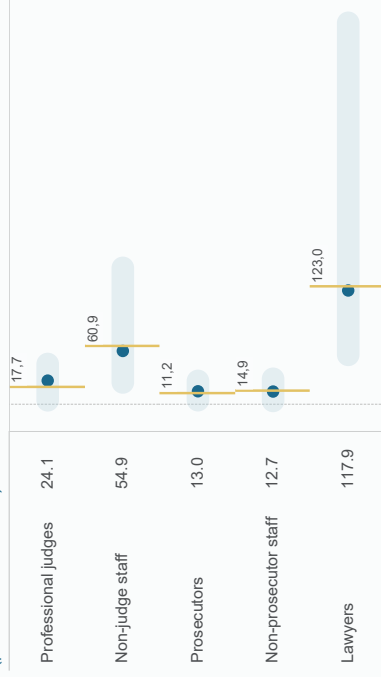
Avg gross annual salary

11 235 €

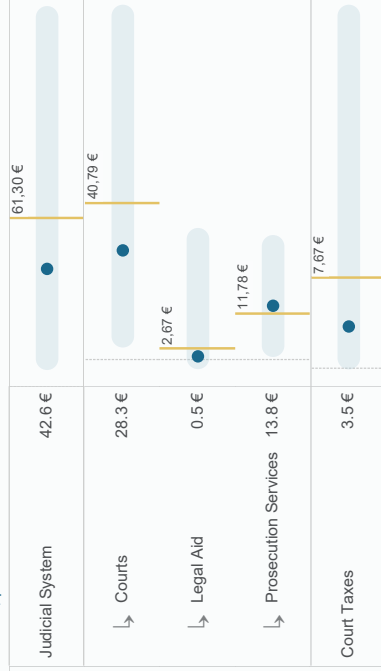
Exchange rate

4.6639

Human Resources (per 100 000 inhabitants)




Financial Resources In Euros, per inhabitant



Salaries of judges and prosecutors

Ratio with average annual salary at the beginning and the end of career



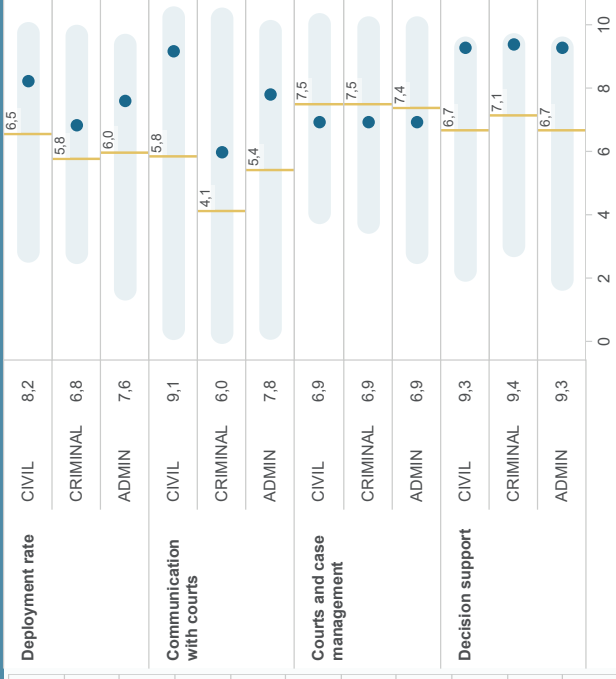
Recruitment and promotion of judges

Recruitment authority	By an authority made up of judges only	6	44	✓
	By an authority made up of non-judges only	6	45	✗
	By an authority made up of judges and non-judges	43	7	✗
Promotion authority	Same authority as for recruitment of judges	32	18	✓
Promotion criteria	Criteria for promotion: Years of experience	39	11	✓
	Criteria for promotion: Professional skills	39	11	✓
	Criteria for promotion: Performance	30	20	✓
	Criteria for promotion: Assessment results	32	18	✓
	Criteria for promotion: Subjective criteria	30	20	✓
	Other criteria for promotion	14	38	✗
	No criteria for promotion	4	46	✗

Recruitment and promotion of prosecutors

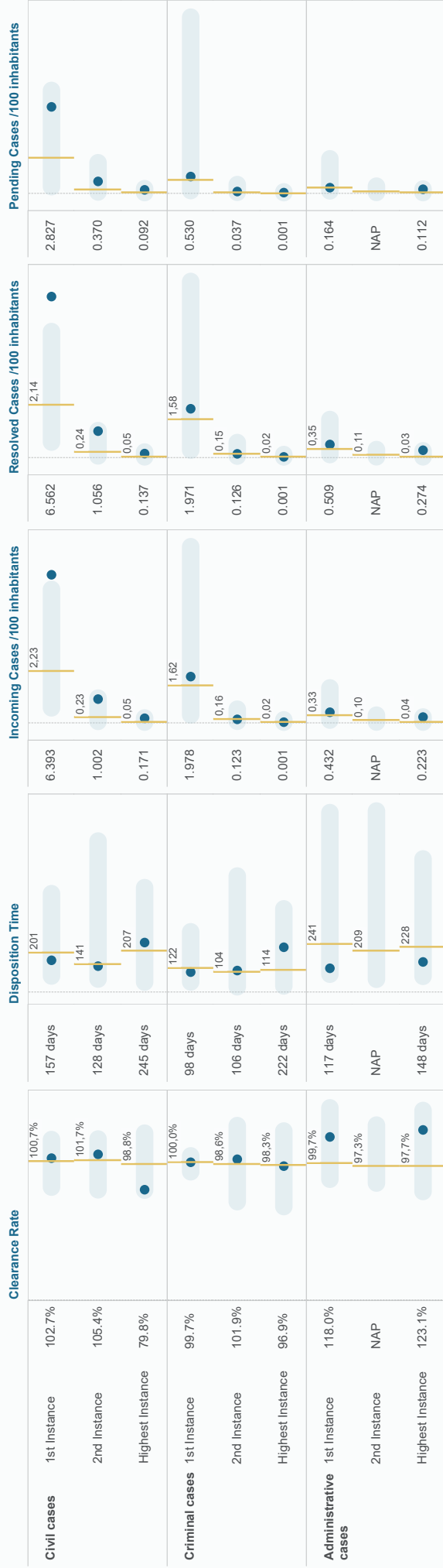
Recruitment authority	By an authority made up of prosecutors only	16	34	✓
	By an authority made up of non-prosecutors only	4	46	✗
	By an authority made up of prosecutors and non-prosecutors	33	17	✗
Promotion authority	Same authority as for recruitment of prosecutors	35	15	✓
Promotion criteria	Criteria for promotion: Years of experience	46	46	✓
	Criteria for promotion: Professional skills	46	46	✓
	Criteria for promotion: Performance	29	21	✓
	Criteria for promotion: Assessment results	38	12	✓
	Criteria for promotion: Subjective criteria	34	16	✓
	Other criteria for promotion	19	31	✗
	No criteria for promotion	49	49	✗

ICT in judiciary (index from 0 to 10)



CEPEJ efficiency indicators

Clearance Rate (CR) = (Resolved Cases / Incoming Cases) * 100 | Disposition Time (DT) = (Pending Cases / Resolved Cases) * 365
 Incoming Cases = All new cases at that instance within the year | Resolved Cases = Cases finalised at that instance within the year | Pending Cases = Unresolved Cases on the 31st of December..




Prosecution cases per 100 inhabitant



Note: There are different methodologies on calculating number of cases in prosecution statistics by event or by perpetrator. CEPEJ collects data per case (event) but some countries present it by perpetrator.

Court related mediation



Judiciary related websites

Case-law

<http://portal.just.ro/SitePages/acasa.aspx>, www.rolji.ro, www.scj.ro

Legislation

[www.just.ro](http://portal.just.ro), www.csm1909.ro, www.scj.ro, www.impublic.ro

Other official websites

<http://portal.just.ro/SitePages/acasa.aspx>, www.csm1909.ro

RUSSIAN FEDERATION



Population **146 780 720**

GDP per capita **9 280 €**

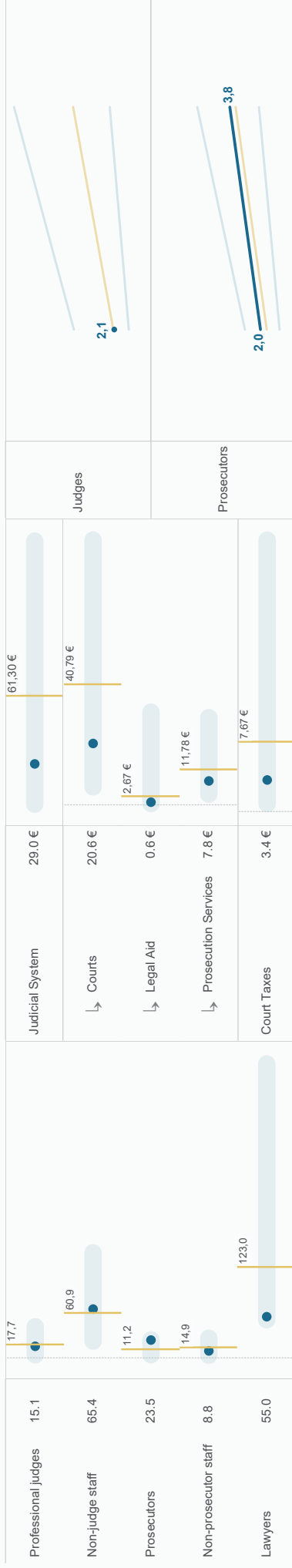
Avg gross annual salary

7 411 €

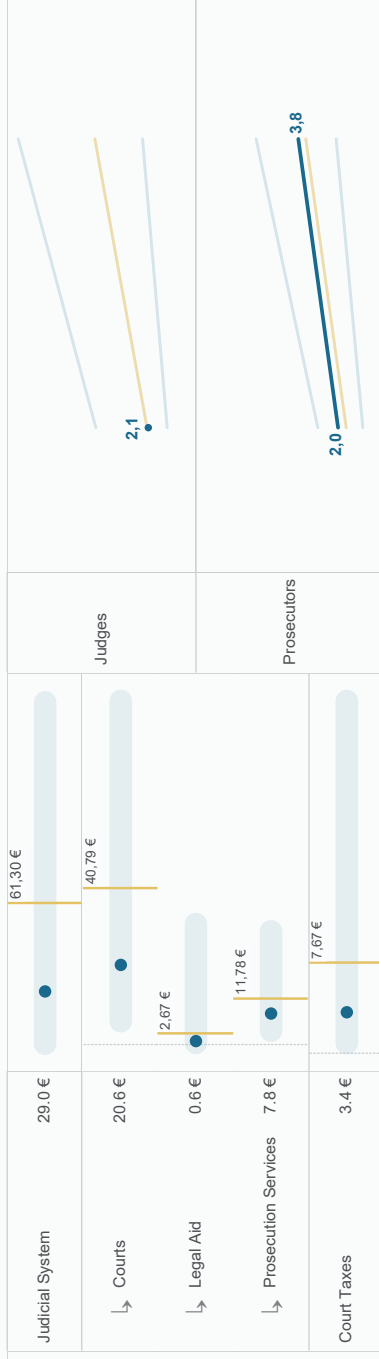
Exchange rate

79.4605


Human Resources (per 100 000 inhabitants)



Financial Resources In Euros, per inhabitant



Salaries of judges and prosecutors Ratio with average annual salary at the beginning and the end of career



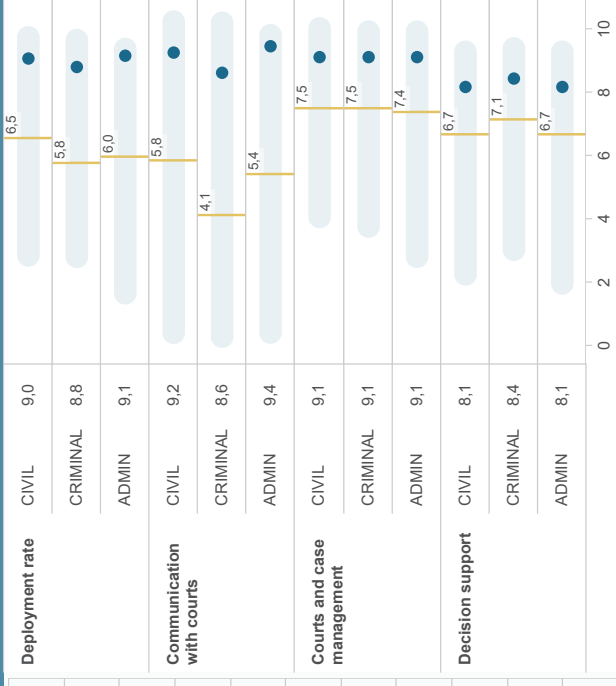
Recruitment and promotion of judges

Recruitment authority	By an authority made up of judges only	6	44	X
	By an authority made up of non-judges only	6	45	X
	By an authority made up of judges and non-judges	43	7	✓
Promotion authority	Same authority as for recruitment of judges	32	18	✓
Promotion criteria	Criteria for promotion: Years of experience	39	11	✓
	Criteria for promotion: Professional skills	39	11	✓
	Criteria for promotion: Performance	30	20	✓
	Criteria for promotion: Assessment results	32	18	✓
	Criteria for promotion: Subjective criteria	30	20	X
	Other criteria for promotion	14	38	✓
	No criteria for promotion	4	46	X

Recruitment and promotion of prosecutors

Recruitment authority	By an authority made up of prosecutors only	16	34	✓
	By an authority made up of non-prosecutors only	4	48	X
	By an authority made up of prosecutors and non-prosecutors	33	17	✓
Promotion authority	Same authority as for recruitment of prosecutors	35	15	X
Promotion criteria	Criteria for promotion: Years of experience	48	4	✓
	Criteria for promotion: Professional skills	46	4	✓
	Criteria for promotion: Performance	29	21	✓
	Criteria for promotion: Assessment results	38	12	✓
	Criteria for promotion: Subjective criteria	34	18	✓
	Other criteria for promotion	19	31	✓
	No criteria for promotion	49	0	X

ICT in judiciary (index from 0 to 10)



CEPEJ efficiency indicators

Clearance Rate (CR) = (Resolved Cases / Incoming Cases) * 100 | Disposition Time (DT) = (Pending Cases / Resolved Cases) * 365
 Incoming Cases = All new cases at that instance within the year | Resolved Cases = Cases finalised at that instance within the year | Pending Cases = Unresolved Cases on the 31st of December..

	Clearance Rate	Disposition Time	Incoming Cases /100 inhabitants	Resolved Cases /100 inhabitants	Pending Cases /100 inhabitants
Civil cases	1st Instance	50 days	4.145	4.136	0.571
	2nd Instance	32 days	0.718	0.715	0.064
	Highest Instance	NA	NA	NA	NA
Criminal cases	1st Instance	NA	NA	NA	NA
	2nd Instance	NA	NA	NA	NA
	Highest Instance	26 days	0.056	0.057	0.004
Administrative cases	1st Instance	12 days	5.350	5.332	0.183
	2nd Instance	NA	NA	NA	NA
	Highest Instance	NA	NA	NA	NA

Prosecution cases per 100 inhabitant

	Received	Discontinued	Concluded by a penalty	Charged before the courts
Received	0.57	NA	NA	NA
Discontinued	NA	NA	NA	NA
Concluded by a penalty	NA	NA	NA	NA
Charged before the courts	NA	NA	NA	NA

Note: There are different methodologies on calculating number of cases in prosecution statistics by event or by perpetrator. CEPEJ collects data per case (event) but some countries present it by perpetrator.

Court related mediation

Does the judicial system provide for court-related mediation procedures?	Value	Indicator
Mandatory mediation before going to court	14	✗
Mandatory mediation ordered by a judge	21	✗
Alternative dispute resolution Arbitration	43	✓
Conciliation	37	✓
Mediation (other than judicial mediation)	46	✓
Other ADR	19	✗

Judiciary related websites

Case-law
vsrf.ru

Legislation
pravo.gov.ru

Other official websites
sudrf.ru, arbit.ru, msudrf.ru

SERBIA



Population **6 963 764**

GDP per capita **6 158 €**

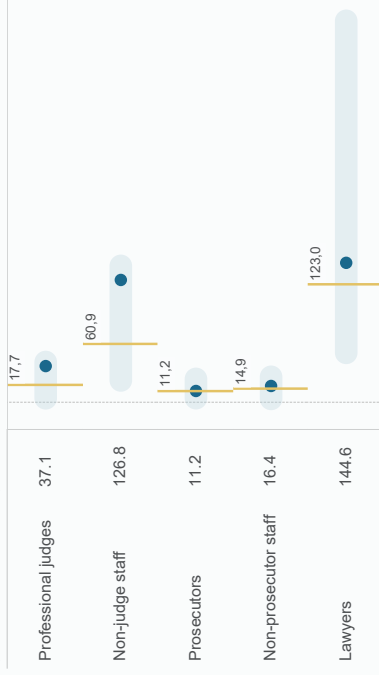
Avg gross annual salary

7 645 €

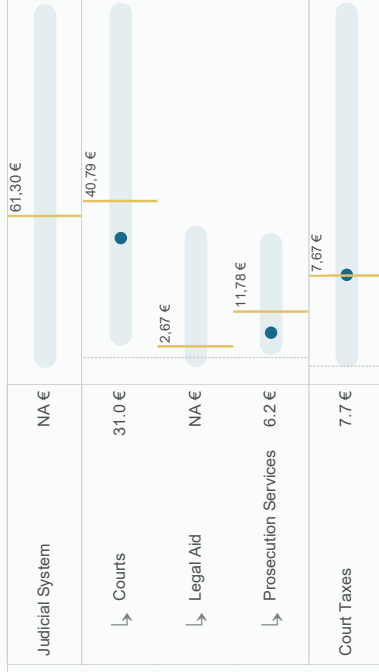
Exchange rate

118.1946

Human Resources (per 100 000 inhabitants)




Financial Resources In Euros, per inhabitant



Salaries of judges and prosecutors

Ratio with average annual salary at the beginning and the end of career



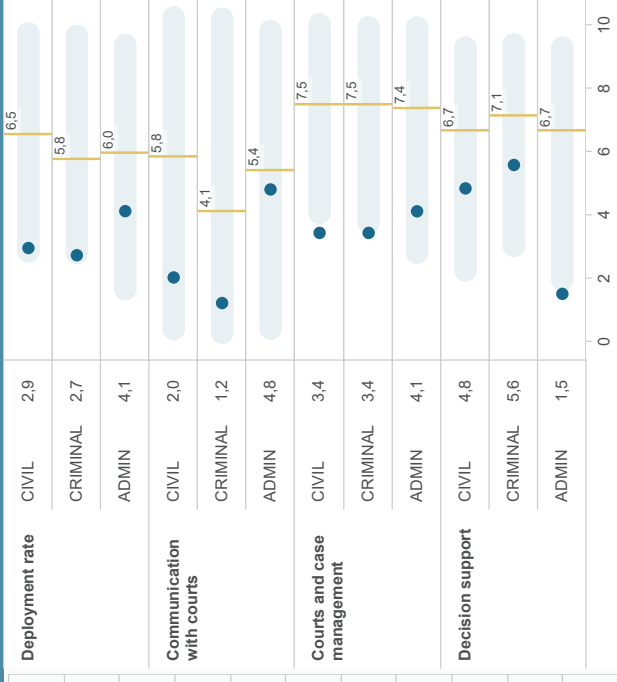
Recruitment and promotion of judges

Recruitment authority	By an authority made up of judges only	6	44	X
	By an authority made up of non-judges only	6	45	X
	By an authority made up of judges and non-judges	43	7	✓
Promotion authority	Same authority as for recruitment of judges	32	18	✓
Promotion criteria	Criteria for promotion: Years of experience	39	11	✓
	Criteria for promotion: Professional skills	39	11	✓
	Criteria for promotion: Performance	30	20	✓
	Criteria for promotion: Assessment results	32	18	✓
	Criteria for promotion: Subjective criteria	30	20	X
	Other criteria for promotion	14	38	X
	No criteria for promotion	4	46	X

Recruitment and promotion of prosecutors

Recruitment authority	By an authority made up of prosecutors only	16	34	X
	By an authority made up of non-prosecutors only	4	48	X
	By an authority made up of prosecutors and non-prosecutors	33	17	✓
Promotion authority	Same authority as for recruitment of prosecutors	35	15	X
Promotion criteria	Criteria for promotion: Years of experience	48	48	✓
	Criteria for promotion: Professional skills	46	48	✓
	Criteria for promotion: Performance	29	21	✓
	Criteria for promotion: Assessment results	38	12	✓
	Criteria for promotion: Subjective criteria	34	18	✓
	Other criteria for promotion	19	31	✓
	No criteria for promotion	49	49	X

ICT in judiciary (index from 0 to 10)



CEPEJ efficiency indicators

Clearance Rate (CR) = (Resolved Cases / Incoming Cases) * 100 | Disposition Time (DT) = (Pending Cases / Resolved Cases) * 365
 Incoming Cases = All new cases at that instance within the year | Resolved Cases = Cases finalised at that instance within the year | Pending Cases = Unresolved Cases on the 31st of December..

	Clearance Rate	Disposition Time	Incoming Cases /100 inhabitants	Resolved Cases /100 inhabitants	Pending Cases /100 inhabitants
Civil cases					
1st Instance	110.3%	224 days	4.659	5.141	3.168
2nd Instance	89.3%	223 days	2.098	1.873	1.146
Highest Instance	93.6%	211 days	0.159	0.149	0.086
Criminal cases					
1st Instance	104.5%	132 days	27.993	29.245	10.611
2nd Instance	98.3%	27 days	0.829	0.815	0.062
Highest Instance	97.2%	70 days	0.027	0.026	0.005
Administrative cases					
1st Instance	73.2%	745 days	0.360	0.263	0.538
2nd Instance	NAP	NAP	NAP	NAP	NAP
Highest Instance	104.2%	76 days	0.008	0.009	0.002

Prosecution cases per 100 inhabitant

	Received	Discontinued	Concluded by a penalty	Charged before the courts
Received	5.70			
Discontinued	3.28			
Concluded by a penalty	0.27			
Charged before the courts	0.63			

Note: There are different methodologies on calculating number of cases in prosecution statistics by event or by perpetrator. CEPEJ collects data per case (event) but some countries present it by perpetrator.

Court related mediation

Does the judicial system provide for court-related mediation procedures?	Other official websites
Mandatory mediation before going to court	http://www.prtvsud.rs/obrasci
Mandatory mediation ordered by a judge	www.up.sud.rs
Alternative dispute resolution Arbitration	www.paragraf.rs
Conciliation	www.uzapro.gov.rs/
Mediation (other than judicial mediation)	www.mpravde.gov.rs
Other ADR	www.vk.sud.rs

Judiciary related websites

Case-law

Website of the Ministry of Justice – Court Portal: www.portal.sud.rs; Websites of the SOC and courts of appeal: www.vk.sud.rs; www.ap.sud.rs; www.bg.ap.sud.rs; www.kragsujevac.com; www.ni.ap...

Legislation

<http://www.prtvsud.rs/obrasci>; www.mpravde.gov.rs; www.vk.sud.rs; www.paragraf.rs; www.uzapro.gov.rs/

Other official websites

<http://www.prtvsud.rs/obrasci>; www.up.sud.rs; www.vk.sud.rs

SLOVAK REPUBLIC



Population **5 450 421**

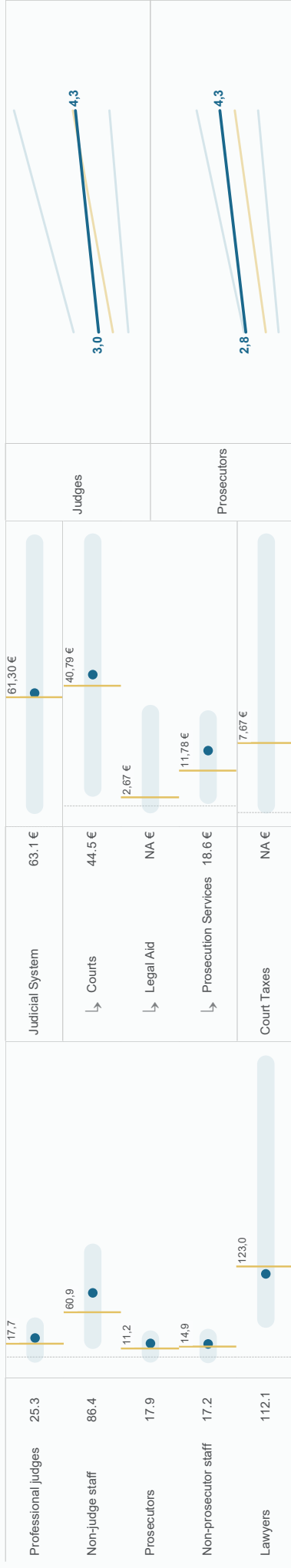
GDP per capita **16 550 €**

Avg gross annual salary **12 156 €**

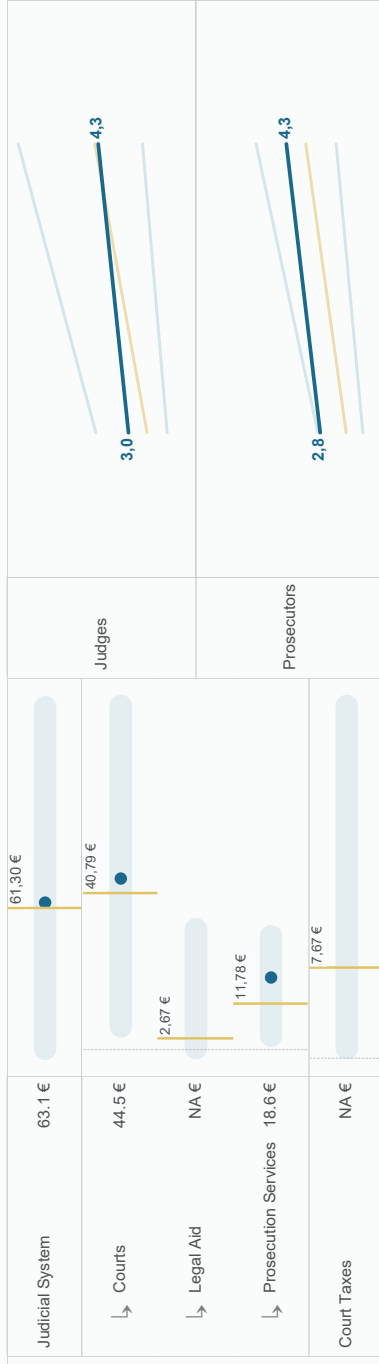
Exchange rate **NAP**



Human Resources (per 100 000 inhabitants)




Financial Resources In Euros, per inhabitant



Salaries of judges and prosecutors

Ratio with average annual salary at the beginning and the end of career



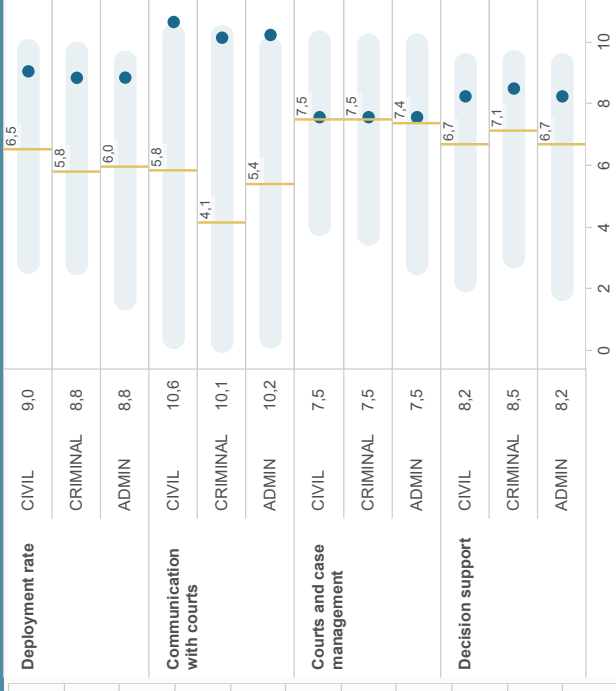
Recruitment and promotion of judges

Recruitment authority	By an authority made up of judges only	6	44	X
	By an authority made up of non-judges only	6	45	X
	By an authority made up of judges and non-judges	43	7	✓
Promotion authority	Same authority as for recruitment of judges	32	18	✓
	Criteria for promotion: Years of experience	39	11	✓
Promotion criteria	Criteria for promotion: Professional skills	39	11	✓
	Criteria for promotion: Performance	30	20	X
Promotion authority	Same authority as for recruitment of judges	32	18	✓
	Criteria for promotion: Subjective criteria	30	20	X
Promotion criteria	Criteria for promotion: Subjective criteria	14	38	X
	Other criteria for promotion	4	46	X

Recruitment and promotion of prosecutors

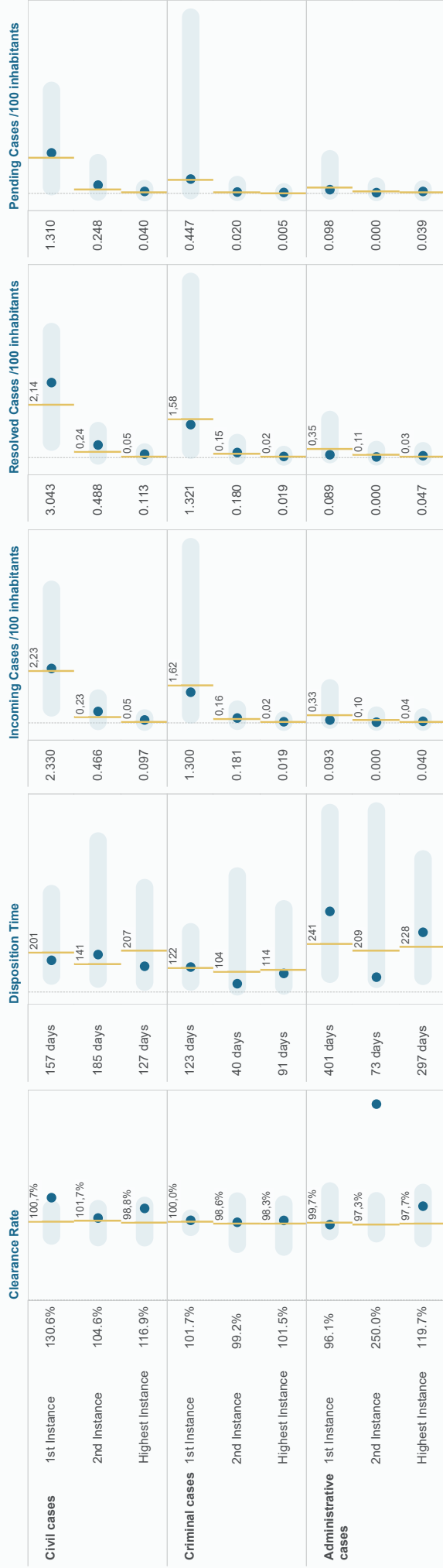
Recruitment authority	By an authority made up of prosecutors only	16	34	✓
	By an authority made up of non-prosecutors only	4	46	X
	By an authority made up of prosecutors and non-prosecutors	33	17	✓
Promotion authority	Same authority as for recruitment of prosecutors	35	15	✓
	Criteria for promotion: Years of experience	46	4	✓
Promotion criteria	Criteria for promotion: Professional skills	46	4	✓
	Criteria for promotion: Performance	29	21	X
Promotion authority	Same authority as for recruitment of prosecutors	34	16	✓
	Criteria for promotion: Subjective criteria	19	31	✓
Promotion criteria	Other criteria for promotion	49	4	X

ICT in judiciary (index from 0 to 10)

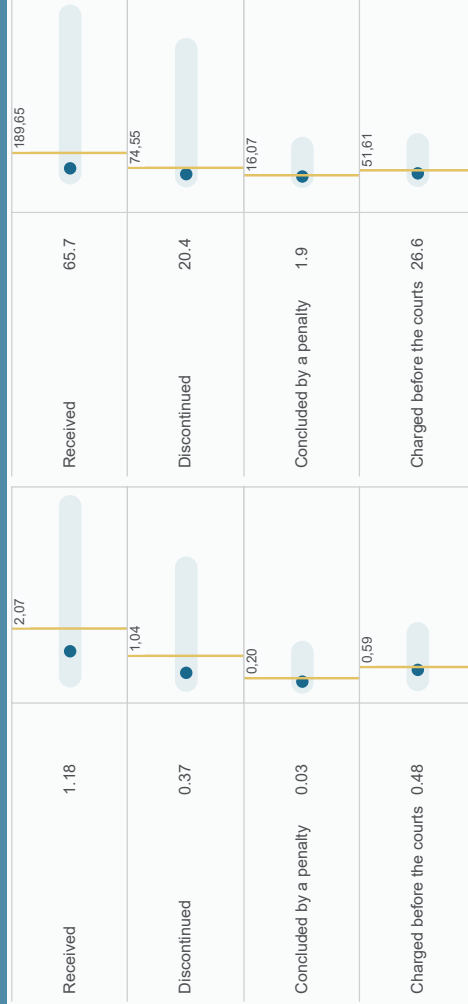


CEPEJ efficiency indicators

Clearance Rate (CR) = (Resolved Cases / Incoming Cases) * 100 | Disposition Time (DT) = (Pending Cases / Resolved Cases) * 365
 Incoming Cases = All new cases at that instance within the year | Resolved Cases = Cases finalised at that instance within the year | Pending Cases = Unresolved Cases on the 31st of December..




Prosecution cases per 100 inhabitant



Note: There are different methodologies on calculating number of cases in prosecution statistics by event or by perpetrator. CEPEJ collects data per case (event) but some countries present it by perpetrator.

Court related mediation



Judiciary related websites

Case-law
www.nsud.sk (Supreme court); www.usstavnsud.sk (Constitutional Court);
www.slov-lex.sk/judikatv/ (decisions of all courts)

Legislation
www.slov-lex.sk

Other official websites
<https://obcan.justice.sk/ezaloby/>; www.justice.gov.sk

SLOVENIA



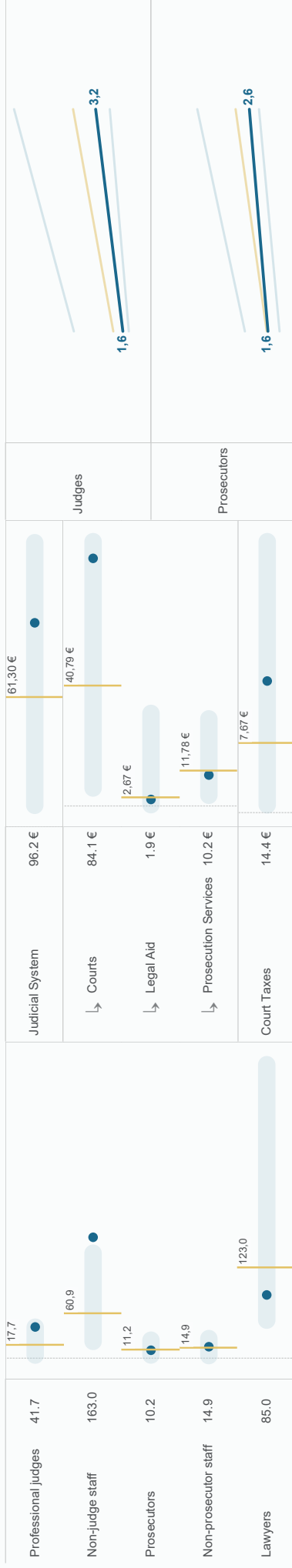
Population **2 080 908**

GDP per capita **22 182 €**

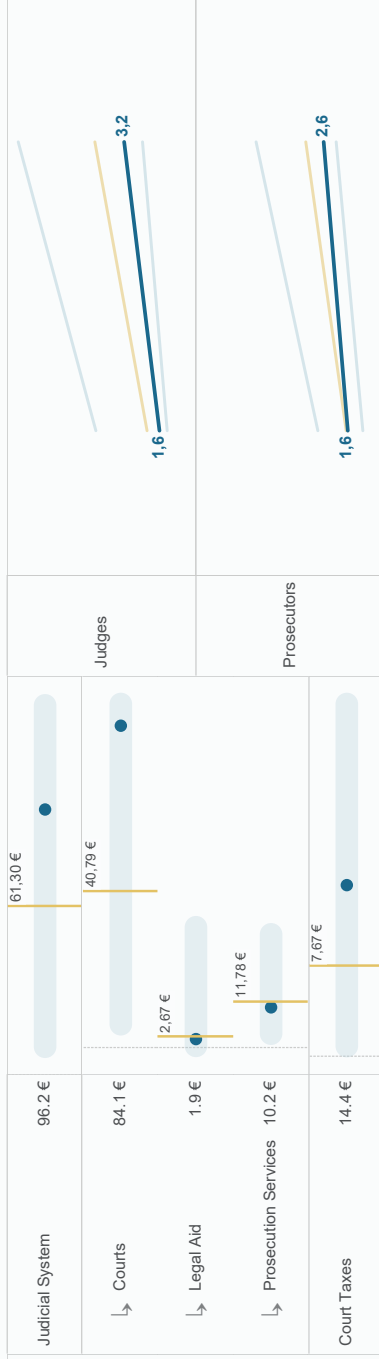
Avg gross annual salary **20 179 €**

Exchange rate **NAP**

Human Resources (per 100 000 inhabitants)




Financial Resources In Euros, per inhabitant



Salaries of judges and prosecutors

Ratio with average annual salary at the beginning and the end of career



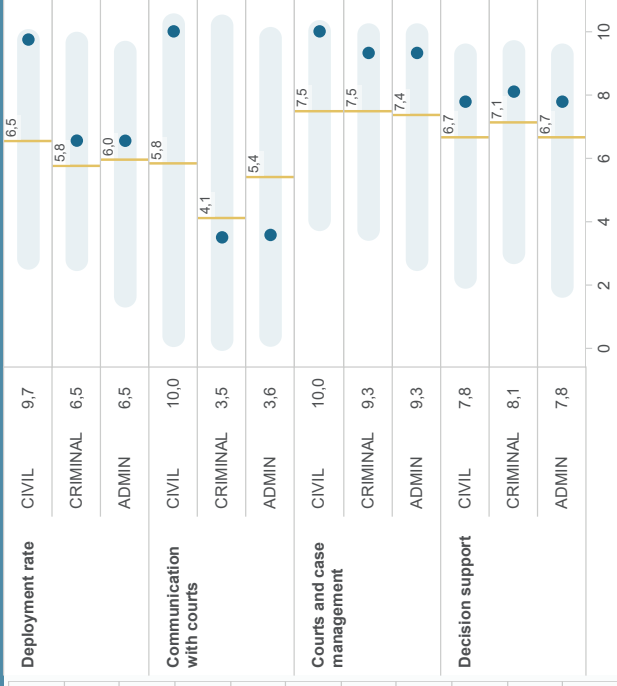
Recruitment and promotion of judges

Recruitment authority	By an authority made up of judges only	6	44	X
	By an authority made up of non-judges only	6	45	X
	By an authority made up of judges and non-judges	43	7	
Promotion authority	Same authority as for recruitment of judges	32	18	
Promotion criteria	Criteria for promotion: Years of experience	39	11	X
	Criteria for promotion: Professional skills	39	11	
	Criteria for promotion: Performance	30	20	
	Criteria for promotion: Assessment results	32	18	
	Criteria for promotion: Subjective criteria	30	20	
	Other criteria for promotion	14	38	
	No criteria for promotion	4	46	X

Recruitment and promotion of prosecutors

Recruitment authority	By an authority made up of prosecutors only	16	34	X
	By an authority made up of non-prosecutors only	4	46	X
	By an authority made up of prosecutors and non-prosecutors	33	17	
Promotion authority	Same authority as for recruitment of prosecutors	35	15	
Promotion criteria	Criteria for promotion: Years of experience	46	4	
	Criteria for promotion: Professional skills	46	4	
	Criteria for promotion: Performance	29	21	
	Criteria for promotion: Assessment results	38	12	
	Criteria for promotion: Subjective criteria	34	16	
	Other criteria for promotion	19	31	X
	No criteria for promotion	49	4	X

ICT in judiciary (index from 0 to 10)



CEPEJ efficiency indicators

Clearance Rate (CR) = (Resolved Cases / Incoming Cases) * 100 | Disposition Time (DT) = (Pending Cases / Resolved Cases) * 365
 Incoming Cases = All new cases at that instance within the year | Resolved Cases = Cases finalised at that instance within the year | Pending Cases = Unresolved Cases on the 31st of December..

	Clearance Rate	Disposition Time	Incoming Cases /100 inhabitants	Resolved Cases /100 inhabitants	Pending Cases /100 inhabitants
Civil cases	1st Instance	283 days	1.956	2.147	1.665
	2nd Instance	81 days	0.410	0.429	0.096
	Highest Instance	118 days	0.096	0.102	0.033
Criminal cases	1st Instance	142 days	3.471	3.524	1.371
	2nd Instance	43 days	0.257	0.261	0.031
	Highest Instance	167 days	0.033	0.032	0.014
Administrative cases	1st Instance	406 days	0.170	0.155	0.173
	2nd Instance	NAP	NAP	NAP	NAP
	Highest Instance	152 days	0.018	0.025	0.010

Prosecution cases per 100 inhabitant

	Received	Discontinued	Concluded by a penalty	Charged before the courts
Received	3.02	1.91	0.08	0.44
Discontinued				
Concluded by a penalty				
Charged before the courts				

Note: There are different methodologies on calculating number of cases in prosecution statistics by event or by perpetrator. CEPEJ collects data per case (event) but some countries present it by perpetrator.

Court related mediation

Does the judicial system provide for court-related mediation procedures?	Other official websites
Mandatory mediation before going to court	https://e-uprava.gov.si/http://www.sodisce.si/sodni_postopki/obrazci/
Mandatory mediation ordered by a judge	
Alternative dispute resolution Arbitration	
Conciliation	
Mediation (other than judicial mediation)	
Other ADR	

Judiciary related websites

Case-law

<http://sodnapraksas.si/>

Legislation

<https://www.uradni-list.si/http://www.pisrs.si:https://www.dz-rs.si>

Other official websites

https://e-uprava.gov.si/http://www.sodisce.si/sodni_postopki/obrazci/

SPAIN



Population **47 007 367**

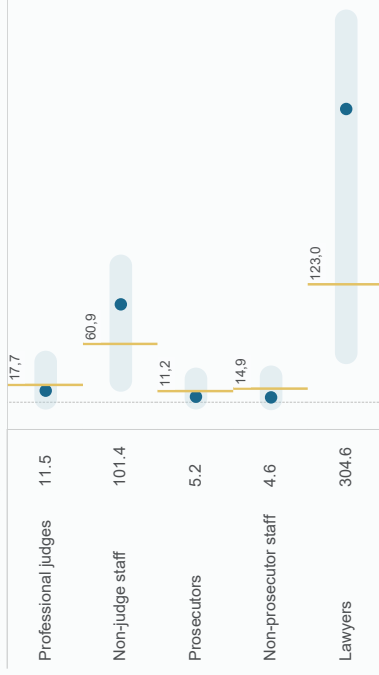
GDP per capita **25 703 €**

Avg gross annual salary

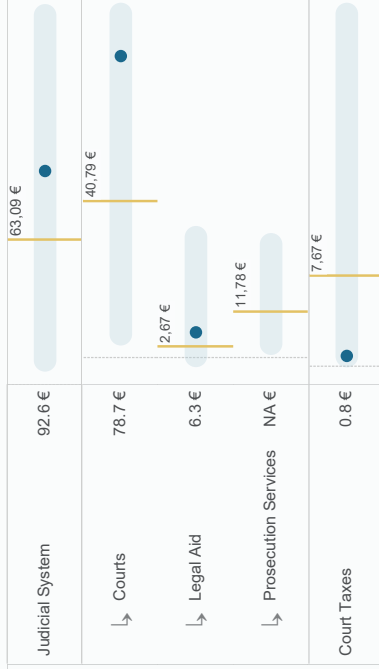
23 033 €

Exchange rate **NAP**

Human Resources (per 100 000 inhabitants)




Financial Resources In Euros, per inhabitant



Salaries of judges and prosecutors

Ratio with average annual salary at the beginning and the end of career



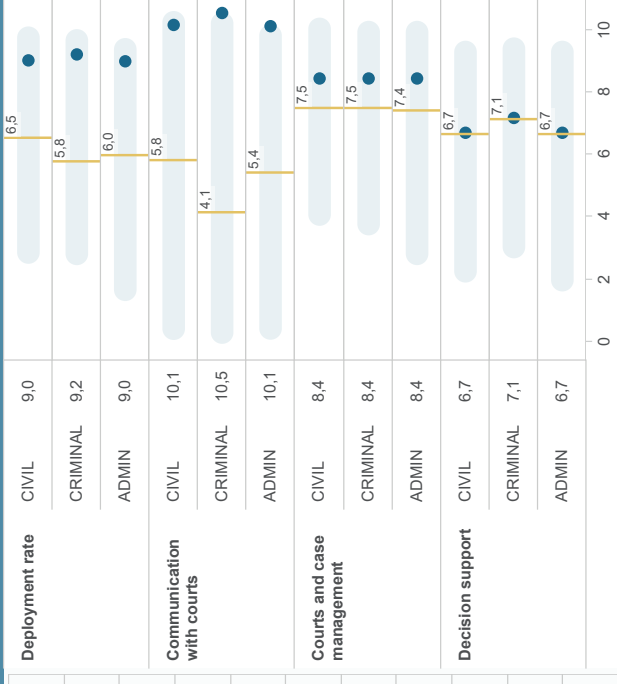
Recruitment and promotion of judges

Recruitment authority	By an authority made up of judges only	6	44	X
	By an authority made up of non-judges only	6	45	X
	By an authority made up of judges and non-judges	43	7	✓
Promotion authority	Same authority as for recruitment of judges	32	18	X
Promotion criteria	Criteria for promotion: Years of experience	39	11	✓
	Criteria for promotion: Professional skills	39	11	X
	Criteria for promotion: Performance	30	20	X
	Criteria for promotion: Assessment results	32	18	X
	Criteria for promotion: Subjective criteria	30	20	X
	Other criteria for promotion	14	38	✓
	No criteria for promotion	4	46	X

Recruitment and promotion of prosecutors

Recruitment authority	By an authority made up of prosecutors only	16	34	X
	By an authority made up of non-prosecutors only	4	46	X
	By an authority made up of prosecutors and non-prosecutors	33	17	✓
Promotion authority	Same authority as for recruitment of prosecutors	35	15	X
Promotion criteria	Criteria for promotion: Years of experience	46	1	✓
	Criteria for promotion: Professional skills	46	1	X
	Criteria for promotion: Performance	29	21	X
	Criteria for promotion: Assessment results	38	12	X
	Criteria for promotion: Subjective criteria	34	16	X
	Other criteria for promotion	19	31	X
	No criteria for promotion	49	1	X

ICT in judiciary (index from 0 to 10)



CEPEJ efficiency indicators

Clearance Rate (CR) = (Resolved Cases / Incoming Cases) * 100 | Disposition Time (DT) = (Pending Cases / Resolved Cases) * 365
 Incoming Cases = All new cases at that instance within the year | Resolved Cases = Cases finalised at that instance within the year | Pending Cases = Unresolved Cases on the 31st of December...

	Clearance Rate	Disposition Time	Incoming Cases /100 inhabitants	Resolved Cases /100 inhabitants	Pending Cases /100 inhabitants
Civil cases	1st Instance	361 days	2,732	2,368	2,347
	2nd Instance	270 days	0,384	0,333	0,247
	Highest Instance	607 days	0,027	0,022	0,036
Criminal cases	1st Instance	170 days	1,536	1,583	0,739
	2nd Instance	54 days	0,126	0,125	0,019
	Highest Instance	239 days	0,012	0,010	0,007
Administrative cases	1st Instance	330 days	0,367	0,365	0,331
	2nd Instance	354 days	0,055	0,051	0,049
	Highest Instance	232 days	0,021	0,030	0,019

Prosecution cases per 100 inhabitant

Received	2,07	Received	189,65
Discontinued	1,04	Discontinued	74,55
Concluded by a penalty	0,20	Concluded by a penalty	16,07
Charged before the courts	0,59	Charged before the courts	51,61

Court related mediation

Does the judicial system provide for court-related mediation procedures?	Value	Indicator
Mandatory mediation before going to court	14	✓
Mandatory mediation ordered by a judge	21	✗
Alternative dispute resolution	48	✓
Conciliation	37	✓
Mediation (other than judicial mediation)	48	✓
Other ADR	19	✗

Note: There are different methodologies on calculating number of cases in prosecution statistics by event or by perpetrator. CEPEJ collects data per case (event) but some countries present it by perpetrator.

Judiciary related websites

Case-law
<http://www.poderjudicial.es/search/indexAN.jsp>
 Legislation
<https://www.boe.es/>

Other official websites
<https://www.mjusticia.gob.es/cs/Satellite/Portal/es/servicios-ciudadano/ramites-questions-p->

SWEDEN



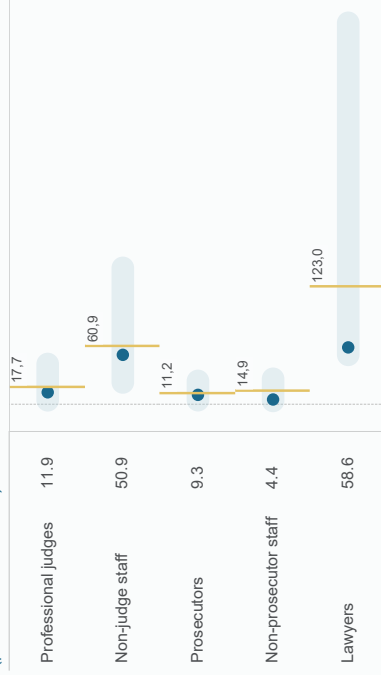
Population **10 230 185**

GDP per capita **46 117 €**

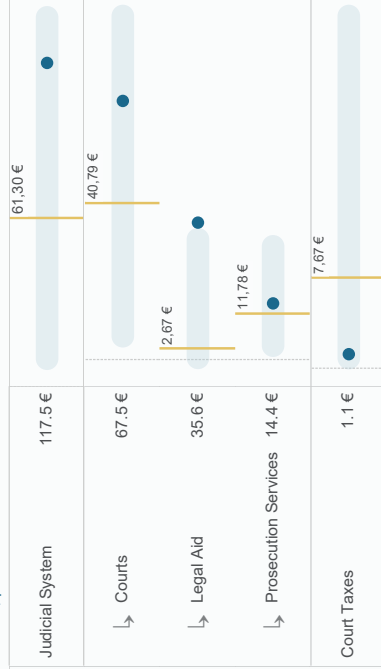
Avg gross annual salary **40 706 €**

Exchange rate **10.2**

Human Resources (per 100 000 inhabitants)




Financial Resources In Euros, per inhabitant



Salaries of judges and prosecutors

Ratio with average annual salary at the beginning and the end of career



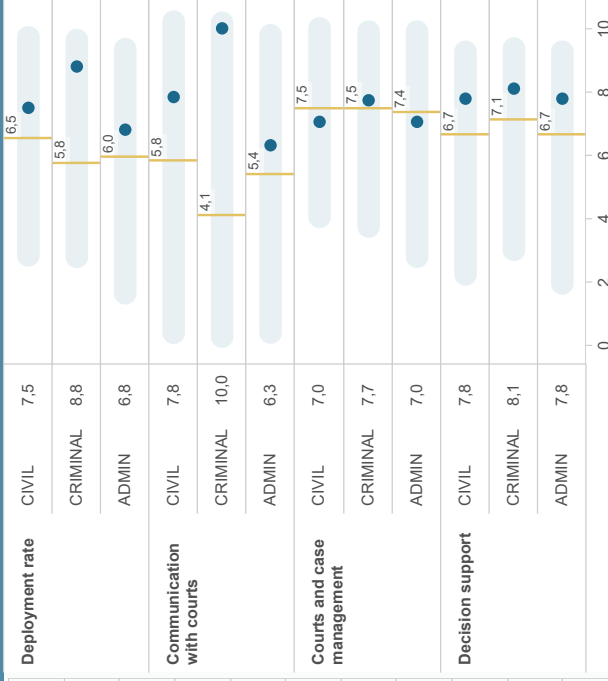
Recruitment and promotion of judges

Recruitment authority	By an authority made up of judges only	6	44	X
	By an authority made up of non-judges only	6	45	X
	By an authority made up of judges and non-judges	43	7	✓
Promotion authority	Same authority as for recruitment of judges	32	18	✓
Promotion criteria	Criteria for promotion: Years of experience	39	11	✓
	Criteria for promotion: Professional skills	39	11	✓
	Criteria for promotion: Performance	30	20	✓
	Criteria for promotion: Assessment results	32	18	✓
	Criteria for promotion: Subjective criteria	30	20	✓
	Other criteria for promotion	14	38	✓
	No criteria for promotion	4	46	X

Recruitment and promotion of prosecutors

Recruitment authority	By an authority made up of prosecutors only	16	34	✓
	By an authority made up of non-prosecutors only	4	46	X
	By an authority made up of prosecutors and non-prosecutors	33	17	✓
Promotion authority	Same authority as for recruitment of prosecutors	35	15	✓
Promotion criteria	Criteria for promotion: Years of experience	46	4	✓
	Criteria for promotion: Professional skills	46	4	✓
	Criteria for promotion: Performance	29	21	X
	Criteria for promotion: Assessment results	38	12	✓
	Criteria for promotion: Subjective criteria	34	16	✓
	Other criteria for promotion	19	31	✓
	No criteria for promotion	49	0	X

ICT in judiciary (index from 0 to 10)



CEPEJ efficiency indicators

Clearance Rate (CR) = (Resolved Cases / Incoming Cases) * 100 | Disposition Time (DT) = (Pending Cases / Resolved Cases) * 365
 Incoming Cases = All new cases at that instance within the year | Resolved Cases = Cases finalised at that instance within the year | Pending Cases = Unresolved Cases on the 31st of December..

	Clearance Rate	Disposition Time	Incoming Cases /100 inhabitants	Resolved Cases /100 inhabitants	Pending Cases /100 inhabitants
Civil cases					
1st Instance	97.5%	166 days	0.627	0.611	0.278
2nd Instance	102.0%	95 days	0.027	0.028	0.007
Highest Instance	95.6%	116 days	0.003	0.003	0.001
Criminal cases					
1st Instance	95.6%	151 days	0.953	0.911	0.378
2nd Instance	95.6%	124 days	0.090	0.086	0.029
Highest Instance	100.5%	29 days	0.017	0.018	0.001
Administrative cases					
1st Instance	96.8%	145 days	1.635	1.583	0.632
2nd Instance	92.7%	95 days	0.446	0.413	0.109
Highest Instance	109.8%	82 days	0.068	0.075	0.017

Prosecution cases per 100 inhabitant

	Received	Discontinued	Concluded by a penalty	Charged before the courts
Received	4.75	189.65	512.7	197.1
Discontinued	1.72	74.55	185.4	197.1
Concluded by a penalty	0.56	16.07	60.3	197.1
Charged before the courts	1.83	51.61	197.1	197.1

Note: There are different methodologies on calculating number of cases in prosecution statistics by event or by perpetrator. CEPEJ collects data per case (event) but some countries present it by perpetrator.

Court related mediation

Does the judicial system provide for court-related mediation procedures?	Value	Indicator
Mandatory mediation before going to court	14	✗
Mandatory mediation ordered by a judge	21	✗
Alternative dispute resolution Arbitration	48	✓
Conciliation	37	✓
Mediation (other than judicial mediation)	46	✓
Other ADR	19	✗

Judiciary related websites

Case-law

<https://lagrummet.se/>

Legislation

<http://www.riksdagen.se/sv/dokumentlagar/>

Other official websites

<http://www.domstol.se/Ladda-ner--besiall/Blanketter/>



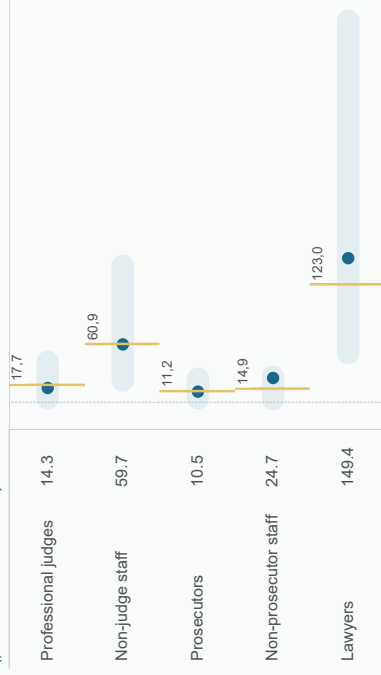
Population **8 542 320**

GDP per capita **73 697 €**

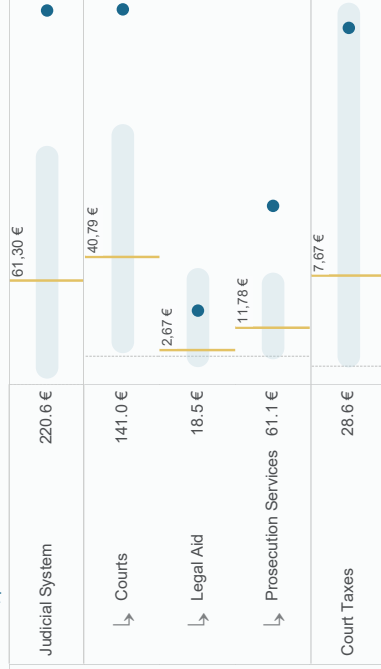
Avg gross annual salary **71 641 €**

Exchange rate **1.09**

Human Resources (per 100 000 inhabitants)

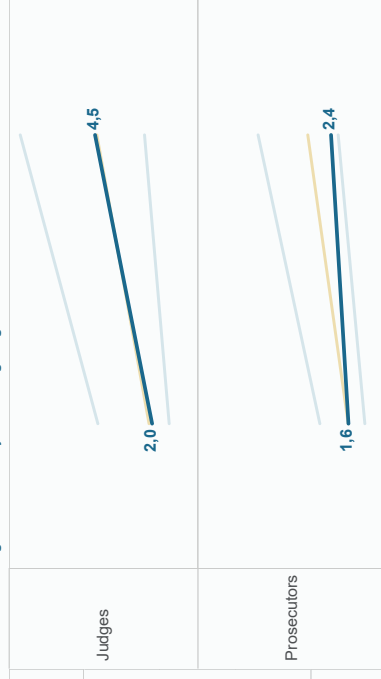


Financial Resources In Euros, per inhabitant



Salaries of judges and prosecutors

Ratio with average annual salary at the beginning and the end of career



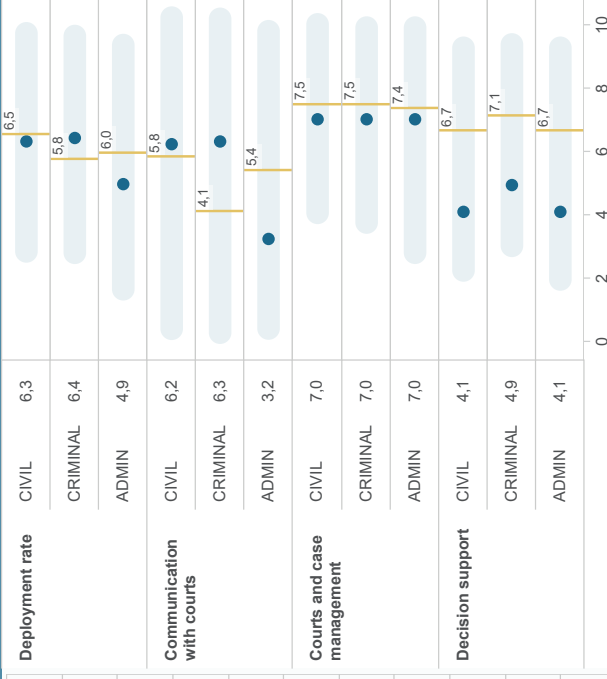
Recruitment and promotion of judges

Recruitment authority	By an authority made up of judges only	6	44	✓
	By an authority made up of non-judges only	6	45	✓
	By an authority made up of judges and non-judges	43	7	✓
Promotion authority	Same authority as for recruitment of judges	32	18	✗
Promotion criteria	Criteria for promotion: Years of experience	39	11	✗
	Criteria for promotion: Professional skills	39	11	✗
	Criteria for promotion: Performance	30	20	✗
	Criteria for promotion: Assessment results	32	18	✗
	Criteria for promotion: Subjective criteria	30	20	✗
	Other criteria for promotion	14	38	✗
	No criteria for promotion	4	46	✓

Recruitment and promotion of prosecutors

Recruitment authority	By an authority made up of prosecutors only	16	34	✓
	By an authority made up of non-prosecutors only	4	46	✗
	By an authority made up of prosecutors and non-prosecutors	33	17	✗
Promotion authority	Same authority as for recruitment of prosecutors	35	15	✓
Promotion criteria	Criteria for promotion: Years of experience	46	4	✓
	Criteria for promotion: Professional skills	46	4	✓
	Criteria for promotion: Performance	29	21	✓
	Criteria for promotion: Assessment results	38	12	✓
	Criteria for promotion: Subjective criteria	34	16	✗
	Other criteria for promotion	19	31	✗
	No criteria for promotion	49	4	✗

ICT in judiciary (index from 0 to 10)



CEPEJ efficiency indicators

Clearance Rate (CR) = (Resolved Cases / Incoming Cases) * 100 | Disposition Time (DT) = (Pending Cases / Resolved Cases) * 365
 Incoming Cases = All new cases at that instance within the year | Resolved Cases = Cases finalised at that instance within the year | Pending Cases = Unresolved Cases on the 31st of December..

	Clearance Rate	Disposition Time	Incoming Cases /100 inhabitants	Resolved Cases /100 inhabitants	Pending Cases /100 inhabitants
Civil cases	1st Instance	100.7% 110 days	2.559 2.23	2.563 2.14	0.778
	2nd Instance	101.7% 112 days	0.192 0.23	0.191 0.24	0.059
	Highest Instance	98.8% 125 days	0.021 0.05	0.021 0.05	0.007
Criminal cases	1st Instance	100.0% 100 days	0.480 1.62	0.478 1.58	0.131
	2nd Instance	98.6% 137 days	0.118 0.16	0.114 0.15	0.043
	Highest Instance	98.3% 87 days	0.023 0.02	0.026 0.02	0.006
Administrative cases	1st Instance	99.7% 203 days	0.124 0.33	0.126 0.35	0.070
	2nd Instance	97.3% 253 days	0.319 0.10	0.317 0.11	0.221
	Highest Instance	97.7% 146 days	0.047 0.04	0.048 0.03	0.019

Prosecution cases per 100 inhabitant

	Received	Discontinued	Concluded by a penalty	Charged before the courts
Received	6.22	189.65	590.3	2.07
Discontinued	1.08	74.55	102.5	1.04
Concluded by a penalty	4.99	16.07	473.6	0.20
Charged before the courts	0.15	51.61	14.3	0.59

Note: There are different methodologies on calculating number of cases in prosecution statistics by event or by perpetrator. CEPEJ collects data per case (event) but some countries present it by perpetrator.

Court related mediation

Does the judicial system provide for court-related mediation procedures?	Value	Symbol
Mandatory mediation before going to court	14	✗
Mandatory mediation ordered by a judge	21	✓
Alternative dispute resolution Arbitration	48	✓
Conciliation	37	✓
Mediation (other than judicial mediation)	46	✓
Other ADR	19	✗

Judiciary related websites

Case-law

<https://www.bger.ch/fr/index/jurisdiction/jurisdiction-inherit-template/jurisdiction-rechtL.htm>

Legislation

<https://www.admin.ch/gov/fr/accueil/droit-federal.html> ; <http://www.lexfind.ch/index.php?lang=FR> ; <http://www.gerichte-zh.ch/themen/ehe-und-familie/formulare.html> ; <http://www.justice.be>.

Other official websites

<http://www.gerichte-zh.ch/themen/ehe-und-familie/formulare.html> ; <http://www.justice.be>.

TURKEY



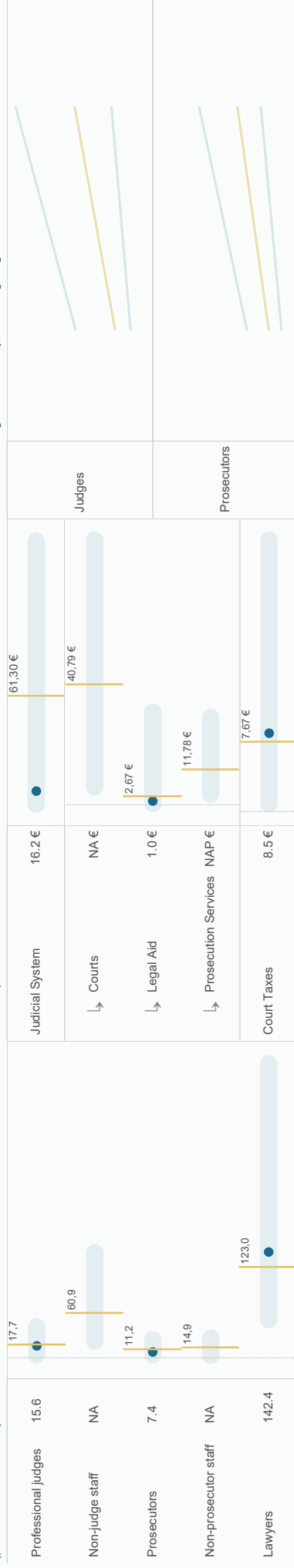
Population **82 003 882**

GDP per capita **7 440 €**

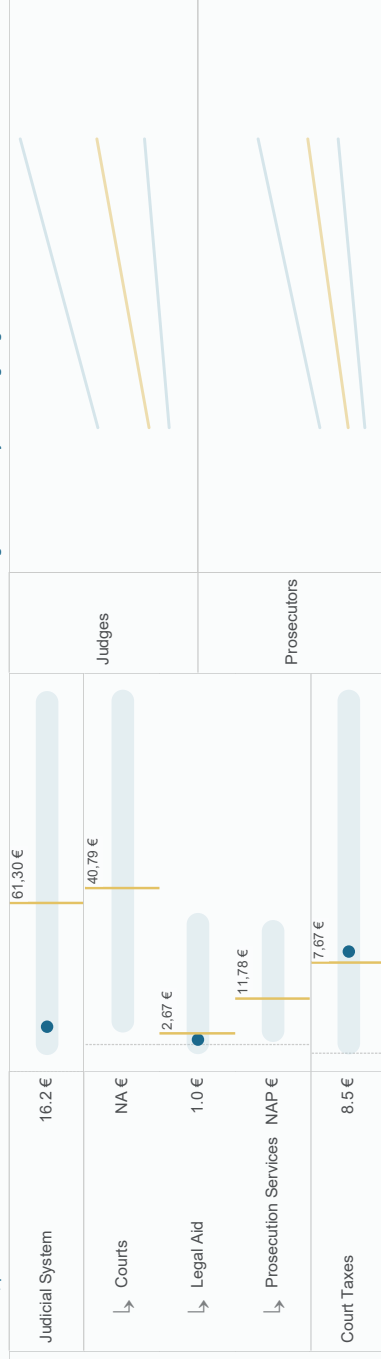
Avg gross annual salary **NA NA €**

Exchange rate **6.11**

Human Resources (per 100 000 inhabitants)

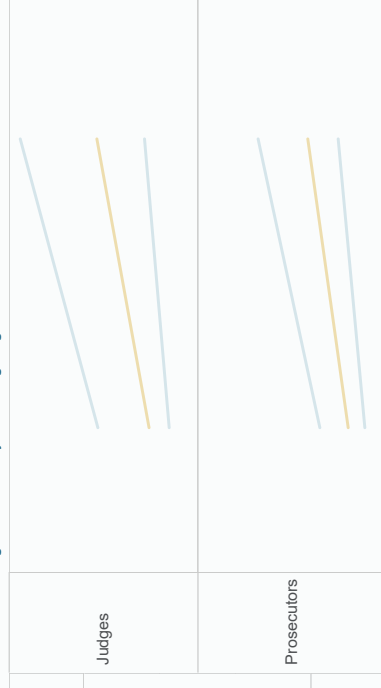


Financial Resources In Euros, per inhabitant



Salaries of judges and prosecutors

Ratio with average annual salary at the beginning and the end of career



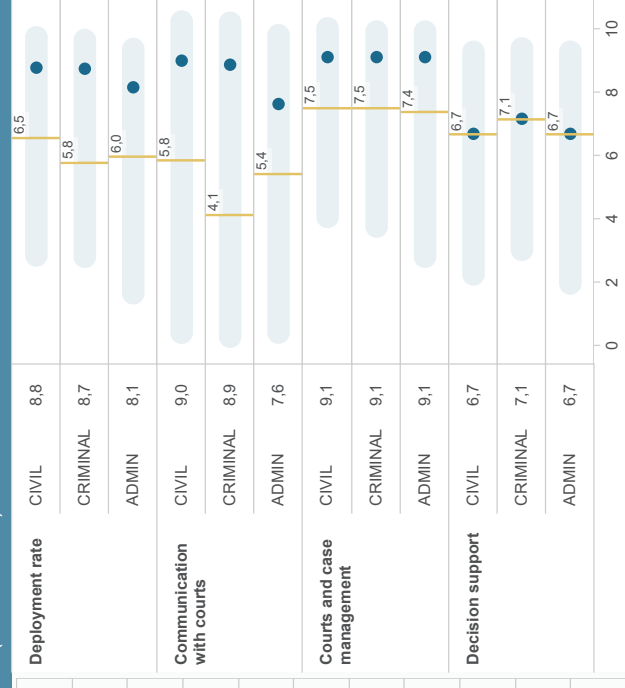
Recruitment and promotion of judges

Recruitment authority	By an authority made up of judges only	6	44	X
	By an authority made up of non-judges only	6	45	X
	By an authority made up of judges and non-judges	43	7	✓
Promotion authority	Same authority as for recruitment of judges	32	18	✓
Promotion criteria	Criteria for promotion: Years of experience	39	11	✓
	Criteria for promotion: Professional skills	39	11	✓
	Criteria for promotion: Performance	30	20	✓
	Criteria for promotion: Assessment results	32	18	✓
	Criteria for promotion: Subjective criteria	30	20	✓
	Other criteria for promotion	14	38	X
	No criteria for promotion	4	46	X

Recruitment and promotion of prosecutors

Recruitment authority	By an authority made up of prosecutors only	16	34	X
	By an authority made up of non-prosecutors only	4	48	X
	By an authority made up of prosecutors and non-prosecutors	33	17	✓
Promotion authority	Same authority as for recruitment of prosecutors	35	15	X
Promotion criteria	Criteria for promotion: Years of experience	48	4	✓
	Criteria for promotion: Professional skills	46	4	✓
	Criteria for promotion: Performance	29	21	✓
	Criteria for promotion: Assessment results	38	12	✓
	Criteria for promotion: Subjective criteria	34	18	✓
	Other criteria for promotion	19	31	X
	No criteria for promotion	49	4	X

ICT in judiciary (index from 0 to 10)



CEPEJ efficiency indicators

Clearance Rate (CR) = (Resolved Cases / Incoming Cases) * 100 | Disposition Time (DT) = (Pending Cases / Resolved Cases) * 365
 Incoming Cases = All new cases at that instance within the year | Resolved Cases = Cases finalised at that instance within the year | Pending Cases = Unresolved Cases on the 31st of December..

	Clearance Rate	Disposition Time	Incoming Cases /100 inhabitants	Resolved Cases /100 inhabitants	Pending Cases /100 inhabitants
Civil cases	1st Instance	307 days	2.233	2.193	1.846
	2nd Instance	NA	NA	NA	NA
	Highest Instance	304 days	0.203	0.321	0.268
Criminal cases	1st Instance	302 days	2.044	1.927	1.597
	2nd Instance	240 days	0.563	0.389	0.256
	Highest Instance	423 days	0.223	0.297	0.344
Administrative cases	1st Instance	176 days	0.399	0.390	0.189
	2nd Instance	76 days	0.270	0.265	0.055
	Highest Instance	460 days	0.122	0.165	0.208

Prosecution cases per 100 inhabitant

	Received	Discontinued	Concluded by a penalty	Charged before the courts
Received	4.98	2.07	673.3	189.65
Discontinued	2.65	1.04	357.5	74.55
Concluded by a penalty	NAP	0.20	NAP	16.07
Charged before the courts	1.35	0.59	181.7	51.61

Note: There are different methodologies on calculating number of cases in prosecution statistics by event or by perpetrator. CEPEJ collects data per case (event) but some countries present it by perpetrator.

Court related mediation

Does the judicial system provide for court-related mediation procedures?	Value	Indicator
Mandatory mediation before going to court	14	✓
Mandatory mediation ordered by a judge	21	✓
Alternative dispute resolution Arbitration	48	✓
Conciliation	37	✓
Mediation (other than judicial mediation)	46	✓
Other ADR	19	✗

Judiciary related websites

Case-law
<http://www.uvusmazlik.gov.tr/uvusmazlik-mahkemesi-kararlari>
<http://emsal.danistay.gov.tr/BilgiBankasiSistemWeb/> | <https://emsal.yararlay.gov.tr/Bilgi..>

Legislation

www.adalet.gov.tr | www.mevzuat.adalet.gov.tr | www.mevzuat.gov.tr

Other official websites

<http://www.alternatifcozumler.adalet.gov.tr/http://bilgisiilik.adalet.gov.tr/index.html> | <http://www..>

UKRAINE



Population **42 153 201**

GDP per capita **2 655 €**

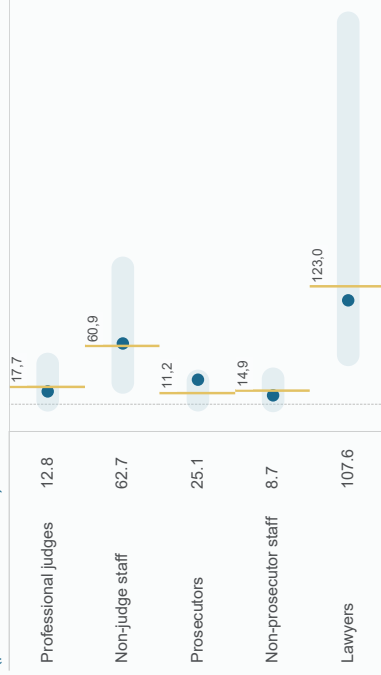
Avg gross annual salary

3 355 €

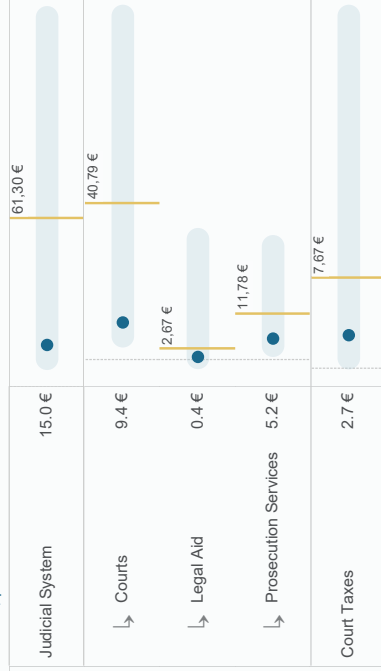
Exchange rate

31.71

Human Resources (per 100 000 inhabitants)

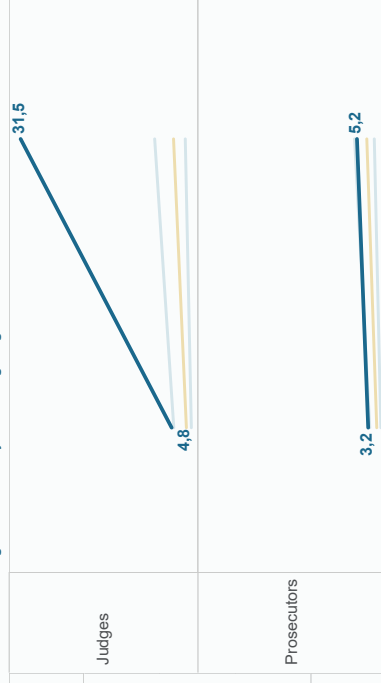


Financial Resources In Euros, per inhabitant



Salaries of judges and prosecutors

Ratio with average annual salary at the beginning and the end of career



Recruitment and promotion of judges

Recruitment authority	By an authority made up of judges only	6	44	X
	By an authority made up of non-judges only	6	45	X
	By an authority made up of judges and non-judges	43	7	✓
Promotion authority	Same authority as for recruitment of judges	32	18	✓
Promotion criteria	Criteria for promotion: Years of experience	39	11	✓
	Criteria for promotion: Professional skills	39	11	✓
	Criteria for promotion: Performance	30	20	✓
	Criteria for promotion: Assessment results	32	18	✓
	Criteria for promotion: Subjective criteria	30	20	✓
	Other criteria for promotion	14	38	X
	No criteria for promotion	4	46	X

Recruitment and promotion of prosecutors

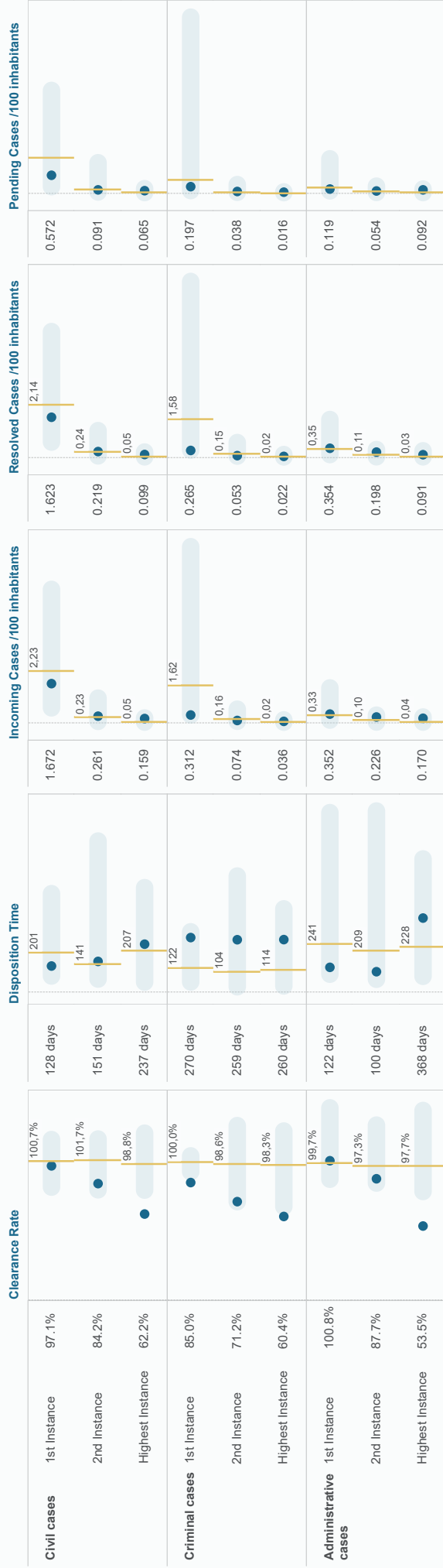
Recruitment authority	By an authority made up of prosecutors only	16	34	✓
	By an authority made up of non-prosecutors only	4	48	X
	By an authority made up of prosecutors and non-prosecutors	33	17	✓
Promotion authority	Same authority as for recruitment of prosecutors	35	15	X
Promotion criteria	Criteria for promotion: Years of experience	48	4	✓
	Criteria for promotion: Professional skills	46	4	✓
	Criteria for promotion: Performance	29	21	X
	Criteria for promotion: Assessment results	38	12	X
	Criteria for promotion: Subjective criteria	34	16	✓
	Other criteria for promotion	19	31	X
	No criteria for promotion	49	1	X

ICT in judiciary (index from 0 to 10)

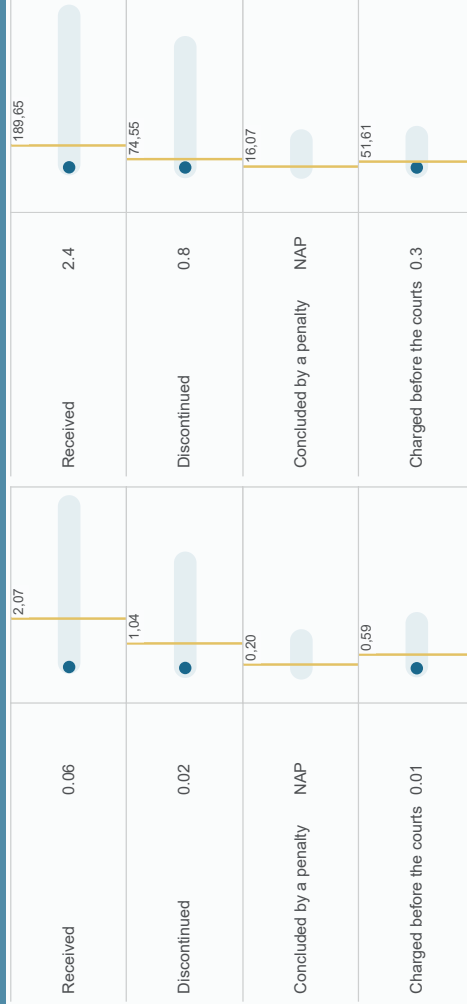
Deployment rate	CIVIL	4.9	6.5
	CRIMINAL	3.0	5.8
	ADMIN	4.7	6.0
Communication with courts	CIVIL	5.4	5.8
	CRIMINAL	2.0	4.1
	ADMIN	5.6	5.4
Courts and case management	CIVIL	4.8	7.5
	CRIMINAL	4.1	7.5
	ADMIN	4.1	7.4
Decision support	CIVIL	3.3	6.7
	CRIMINAL	2.9	7.1
	ADMIN	3.3	6.7

CEPEJ efficiency indicators

Clearance Rate (CR) = (Resolved Cases / Incoming Cases) * 100 | Disposition Time (DT) = (Pending Cases / Resolved Cases) * 365
 Incoming Cases = All new cases at that instance within the year | Resolved Cases = Cases finalised at that instance within the year | Pending Cases = Unresolved Cases on the 31st of December..




Prosecution cases per 100 inhabitant



Note: There are different methodologies on calculating number of cases in prosecution statistics by event or by perpetrator. CEPEJ collects data per case (event) but some countries present it by perpetrator.

Court related mediation



Judiciary related websites

Case-law

<https://court.gov.ua/>

Legislation

<https://rada.gov.ua/> <https://online.minjust.gov.ua/>

Other official websites

<https://online.minjust.gov.ua/>

UK - ENGLAND AND WALES



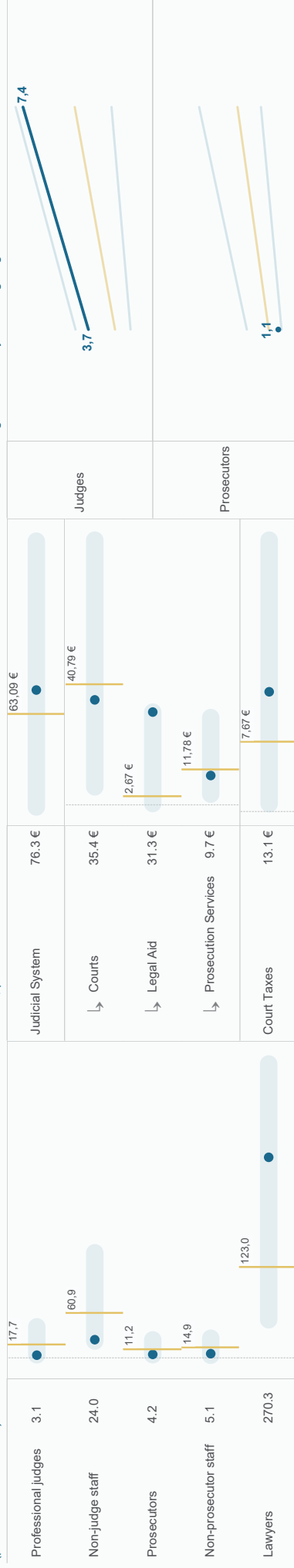
Population **59 115 809**

GDP per capita **30 840 €**

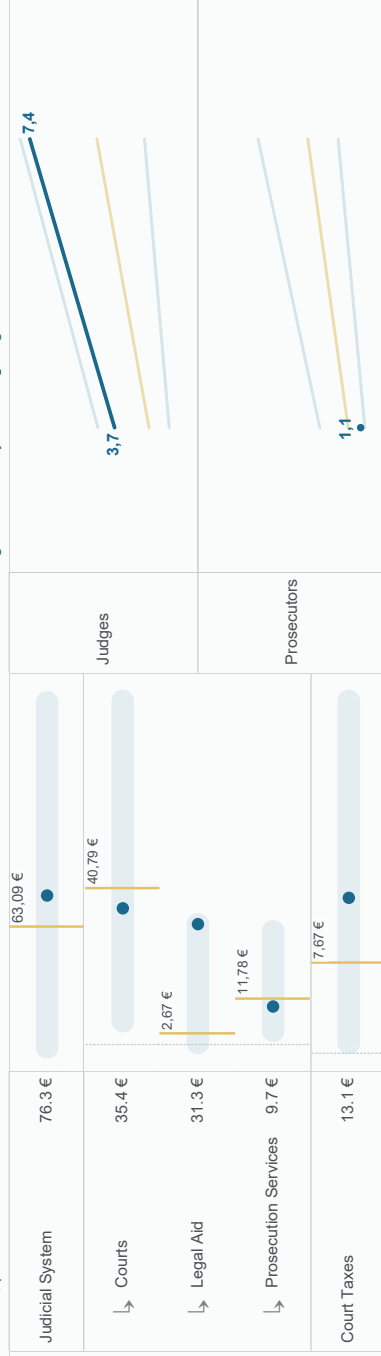
Avg gross annual salary **33 620 €**

Exchange rate **0.8969**

Human Resources (per 100 000 inhabitants)

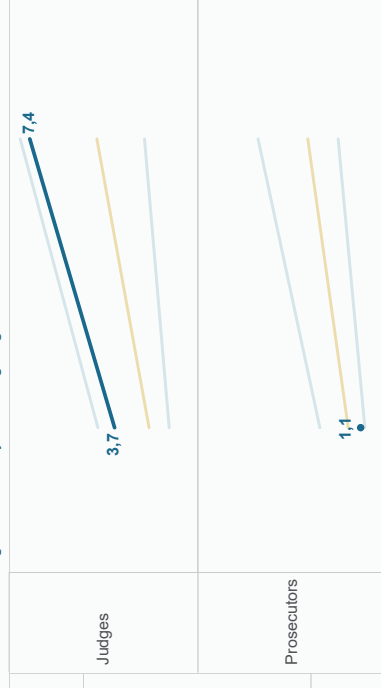


Financial Resources In Euros, per inhabitant



Salaries of judges and prosecutors

Ratio with average annual salary at the beginning and the end of career



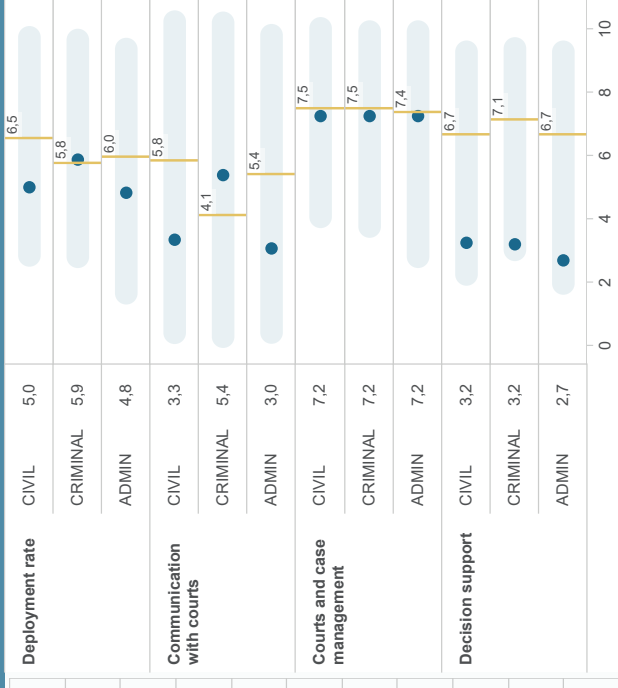
Recruitment and promotion of judges

Recruitment authority	By an authority made up of judges only	6	44	X
	By an authority made up of non-judges only	6	45	X
	By an authority made up of judges and non-judges	43	7	✓
Promotion authority	Same authority as for recruitment of judges	32	18	✓
Promotion criteria	Criteria for promotion: Years of experience	39	11	X
	Criteria for promotion: Professional skills	39	11	✓
	Criteria for promotion: Performance	30	20	X
	Criteria for promotion: Assessment results	32	18	X
	Criteria for promotion: Subjective criteria	30	20	✓
	Other criteria for promotion	14	38	X
	No criteria for promotion	4	46	X

Recruitment and promotion of prosecutors

Recruitment authority	By an authority made up of prosecutors only	16	34	✓
	By an authority made up of non-prosecutors only	4	46	X
	By an authority made up of prosecutors and non-prosecutors	33	17	✓
Promotion authority	Same authority as for recruitment of prosecutors	35	15	✓
Promotion criteria	Criteria for promotion: Years of experience	46	4	X
	Criteria for promotion: Professional skills	46	4	✓
	Criteria for promotion: Performance	29	21	X
	Criteria for promotion: Assessment results	38	12	✓
	Criteria for promotion: Subjective criteria	34	16	X
	Other criteria for promotion	19	31	X
	No criteria for promotion	49	1	X

ICT in judiciary (index from 0 to 10)



CEPEJ efficiency indicators

Clearance Rate (CR) = (Resolved Cases / Incoming Cases) * 100 | Disposition Time (DT) = (Pending Cases / Resolved Cases) * 365
 Incoming Cases = All new cases at that instance within the year | Resolved Cases = Cases finalised at that instance within the year | Pending Cases = Unresolved Cases on the 31st of December..

Civil cases	Clearance Rate			Disposition Time			Incoming Cases /100 inhabitants			Resolved Cases /100 inhabitants			Pending Cases /100 inhabitants		
	1st Instance	2nd Instance	Highest Instance	1st Instance	2nd Instance	Highest Instance	1st Instance	2nd Instance	Highest Instance	1st Instance	2nd Instance	Highest Instance	1st Instance	2nd Instance	Highest Instance
	NA	NA	NA	100.7%	101.7%	98.8%	201	141	207	2.23	2.14	2.23	NA	NA	NA
Criminal cases	1st Instance	2nd Instance	Highest Instance	100.7%	88.5%	NA	75 days	NA	NA	2.660	2.677	2.677	2.677	0.551	0.551
	100.0%	98.6%	98.3%	122	104	114	1.62	0.16	0.02	0.15	0.018	0.018	0.02	NA	NA
Administrative cases	1st Instance	2nd Instance	Highest Instance	89.2%	131.8%	NA	497 days	NA	NA	0.835	0.744	0.744	0.744	1.014	1.014
	99.7%	97.3%	97.7%	241	209	228	0.33	0.10	0.04	0.11	0.001	0.001	0.11	NA	NA

Prosecution cases per 100 inhabitant

Received	Discontinued	Concluded by a penalty	Charged before the courts
0.79	0.09	NAP	0.84
12.07	1.04	0.20	0.59
189.65	74.55	16.07	51.61
Received	Discontinued	Concluded by a penalty	Charged before the courts
190.1	20.5	NAP	201.6

Court related mediation

Does the judicial system provide for court-related mediation procedures?
Mandatory mediation before going to court
Mandatory mediation ordered by a judge
Alternative dispute resolution
Arbitration
Conciliation
Mediation (other than judicial mediation)
Other ADR

Note: There are different methodologies on calculating number of cases in prosecution statistics by event or by perpetrator. CEPEJ collects data per case (event) but some countries present it by perpetrator.

Judiciary related websites

Case-law
<https://www.judiciary.gov.uk/judgments/> <https://www.supremecourt.uk/decided-cases/>

Legislation
<https://www.gov.uk/government/publications> <https://www.judiciary.gov.uk/judgments/>

Other official websites
<http://hmctsformfinder.justice.gov.uk/hmctsFormFinder.do>

UK - NORTHERN IRELAND



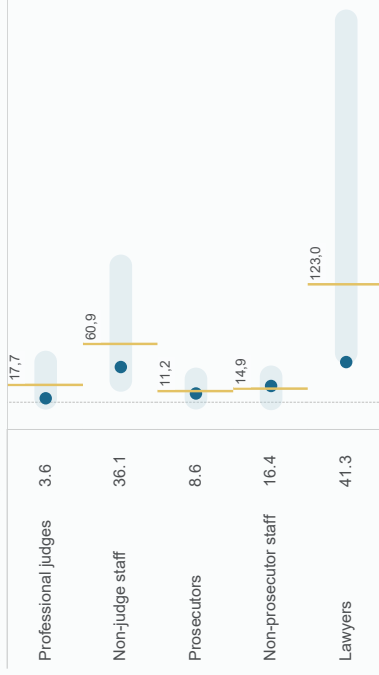
Population **1 881 600**

GDP per capita **23 605 €**

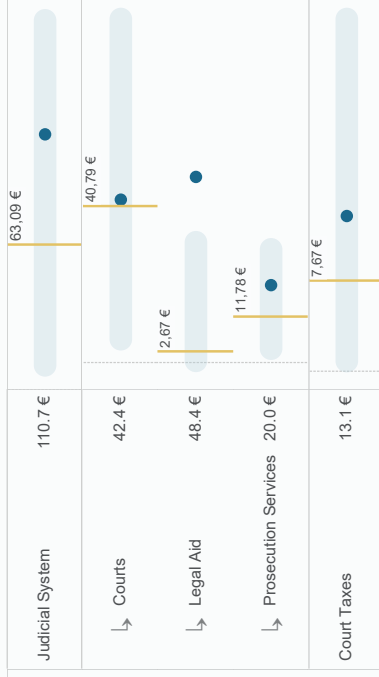
Avg gross annual salary **30 109 €**

Exchange rate **0.8969**

Human Resources (per 100 000 inhabitants)




Financial Resources In Euros, per inhabitant



Salaries of judges and prosecutors

Ratio with average annual salary at the beginning and the end of career



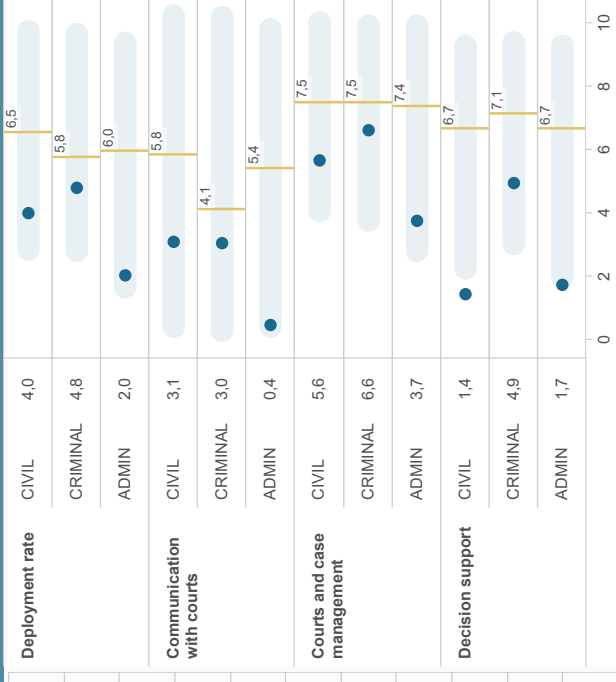
Recruitment and promotion of judges

Recruitment authority	By an authority made up of judges only	6	44	X
	By an authority made up of non-judges only	6	45	X
	By an authority made up of judges and non-judges	43	7	✓
Promotion authority	Same authority as for recruitment of judges	32	18	X
Promotion criteria	Criteria for promotion: Years of experience	39	11	X
	Criteria for promotion: Professional skills	39	11	X
	Criteria for promotion: Performance	30	20	X
	Criteria for promotion: Assessment results	32	18	X
	Criteria for promotion: Subjective criteria	30	20	X
	Other criteria for promotion	14	38	X
	No criteria for promotion	4	46	X

Recruitment and promotion of prosecutors

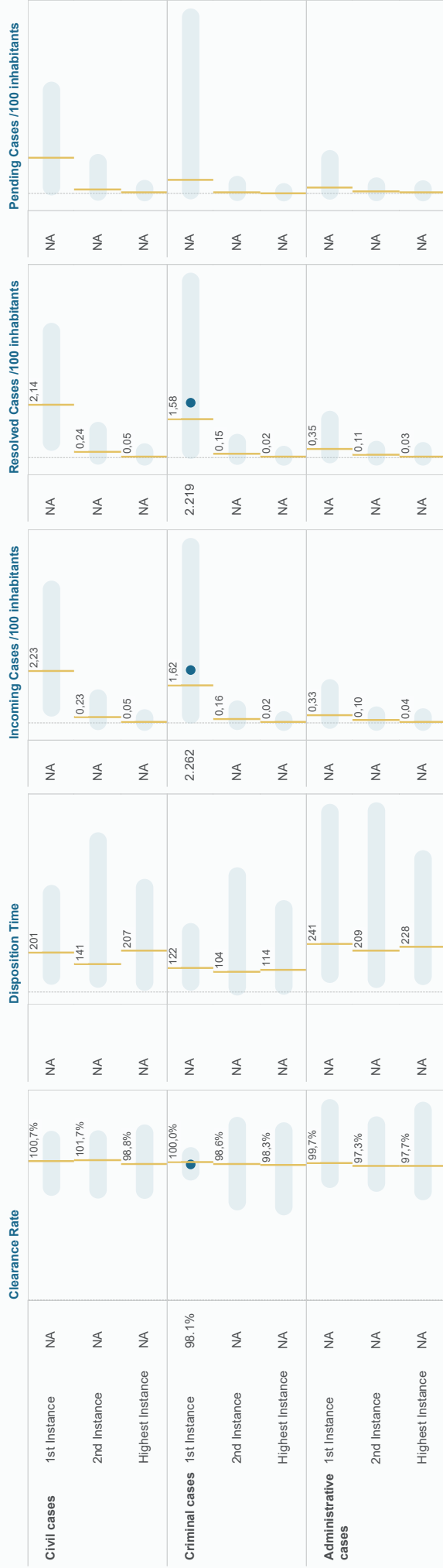
Recruitment authority	By an authority made up of prosecutors only	16	34	X
	By an authority made up of non-prosecutors only	4	46	X
	By an authority made up of prosecutors and non-prosecutors	33	17	✓
Promotion authority	Same authority as for recruitment of prosecutors	35	15	✓
Promotion criteria	Criteria for promotion: Years of experience	46	4	✓
	Criteria for promotion: Professional skills	46	4	✓
	Criteria for promotion: Performance	29	21	X
	Criteria for promotion: Assessment results	38	12	X
	Criteria for promotion: Subjective criteria	34	16	✓
	Other criteria for promotion	19	31	X
	No criteria for promotion	49	1	X

ICT in judiciary (index from 0 to 10)



CEPEJ efficiency indicators

Clearance Rate (CR) = (Resolved Cases / Incoming Cases) * 100 | Disposition Time (DT) = (Pending Cases / Resolved Cases) * 365
 Incoming Cases = All new cases at that instance within the year | Resolved Cases = Cases finalised at that instance within the year | Pending Cases = Unresolved Cases on the 31st of December..




Prosecution cases per 100 inhabitant



Note: There are different methodologies on calculating number of cases in prosecution statistics by event or by perpetrator. CEPEJ collects data per case (event) but some countries present it by perpetrator.

Court related mediation



Judiciary related websites

Case-law
<http://www.judiciary.ni.uk>

Legislation
<http://www.legislation.gov.uk/>

Other official websites
<http://www.courtsni.gov.uk>

UK - SCOTLAND



Population **5 438 100**

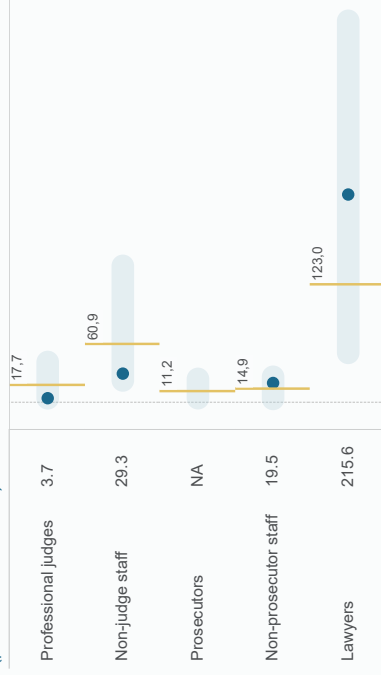
GDP per capita **33 420 €**

Avg gross annual salary

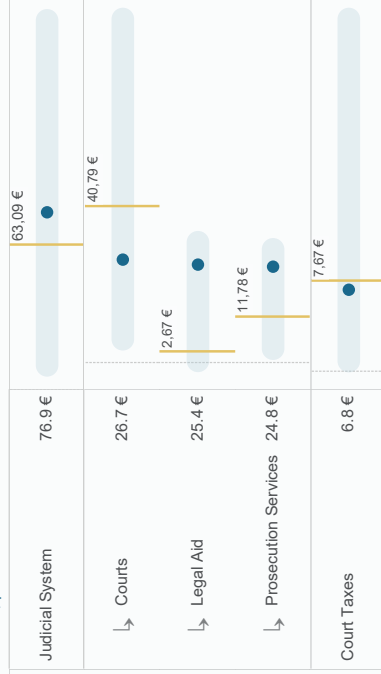
38 511 €

Exchange rate **0.89697**

Human Resources (per 100 000 inhabitants)

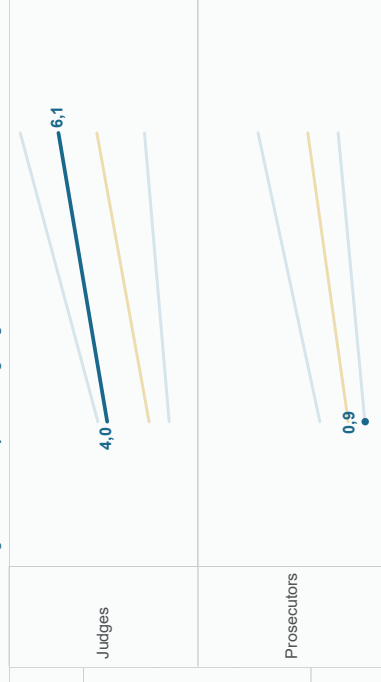


Financial Resources In Euros, per inhabitant



Salaries of judges and prosecutors

Ratio with average annual salary at the beginning and the end of career



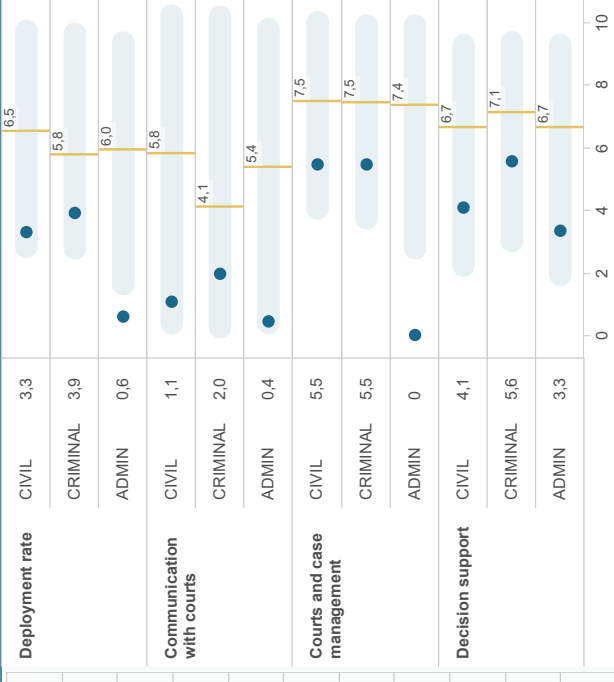
Recruitment and promotion of judges

Recruitment authority	By an authority made up of judges only	6	44	X
	By an authority made up of non-judges only	6	45	X
	By an authority made up of judges and non-judges	43	7	✓
Promotion authority	Same authority as for recruitment of judges	32	18	X
Promotion criteria	Criteria for promotion: Years of experience	39	11	✓
	Criteria for promotion: Professional skills	39	11	✓
	Criteria for promotion: Performance	30	20	✓
	Criteria for promotion: Assessment results	32	18	X
	Criteria for promotion: Subjective criteria	30	20	X
	Other criteria for promotion	14	38	X
	No criteria for promotion	4	46	X

Recruitment and promotion of prosecutors

Recruitment authority	By an authority made up of prosecutors only	16	34	X
	By an authority made up of non-prosecutors only	4	46	X
	By an authority made up of prosecutors and non-prosecutors	33	7	✓
Promotion authority	Same authority as for recruitment of prosecutors	35	15	✓
Promotion criteria	Criteria for promotion: Years of experience	46	4	X
	Criteria for promotion: Professional skills	46	4	X
	Criteria for promotion: Performance	29	21	✓
	Criteria for promotion: Assessment results	38	12	X
	Criteria for promotion: Subjective criteria	34	16	✓
	Other criteria for promotion	19	31	X
	No criteria for promotion	49	1	X

ICT in judiciary (index from 0 to 10)



CEPEJ efficiency indicators

Clearance Rate (CR) = (Resolved Cases / Incoming Cases) * 100 | Disposition Time (DT) = (Pending Cases / Resolved Cases) * 365
 Incoming Cases = All new cases at that instance within the year | Resolved Cases = Cases finalised at that instance within the year | Pending Cases = Unresolved Cases on the 31st of December..

	Clearance Rate	Disposition Time	Incoming Cases /100 inhabitants	Resolved Cases /100 inhabitants	Pending Cases /100 inhabitants
Civil cases	1st Instance	201	1.756	1.430	NA
	2nd Instance	141	0.008	NA	NA
	Highest Instance	207	NAP	NAP	NAP
Criminal cases	1st Instance	122	1.913	NA	NA
	2nd Instance	104	NA	NA	NA
	Highest Instance	114	NAP	NAP	NAP
Administrative cases	1st Instance	241	NA	NA	NA
	2nd Instance	209	NA	NA	NA
	Highest Instance	228	NAP	NAP	NAP

Prosecution cases per 100 inhabitant

	Received	Discontinued	Concluded by a penalty	Charged before the courts
Received	3.14	NA	NA	NA
Discontinued	0.67	NA	NA	NA
Concluded by a penalty	0.84	NA	NA	NA
Charged before the courts	NA	NA	NA	NA

Note: There are different methodologies on calculating number of cases in prosecution statistics by event or by perpetrator. CEPEJ collects data per case (event) but some countries present it by perpetrator.

Court related mediation

Does the judicial system provide for court-related mediation procedures?	Value	Indicator
Mandatory mediation before going to court	14	✓
Mandatory mediation ordered by a judge	21	✗
Alternative dispute resolution Arbitration	43	✓
Conciliation	37	✓
Mediation (other than judicial mediation)	46	✓
Other ADR	19	✗

Judiciary related websites

Case-law
www.legislation.gov.uk

Legislation
www.legislation.gov.uk

Other official websites
www.legislation.gov.uk



Population **8 985 000**

GDP per capita **34 426 €**

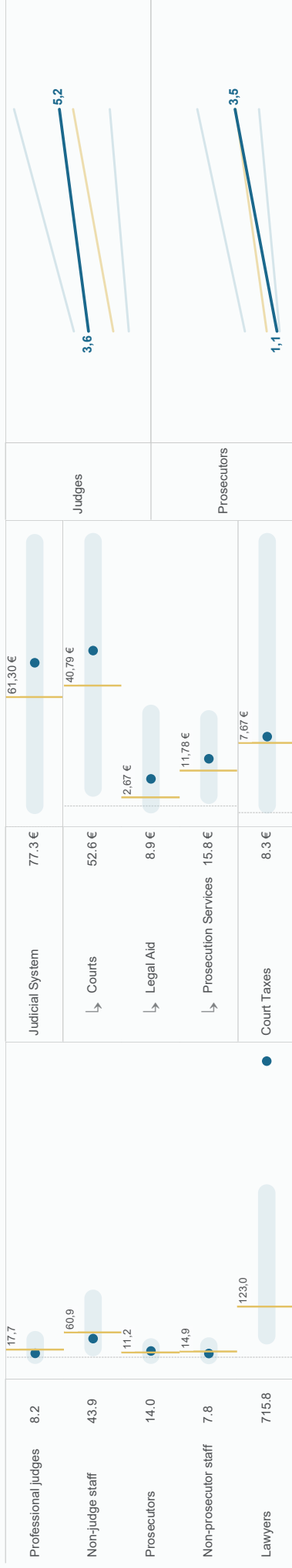
Avg gross annual salary

30 198 €

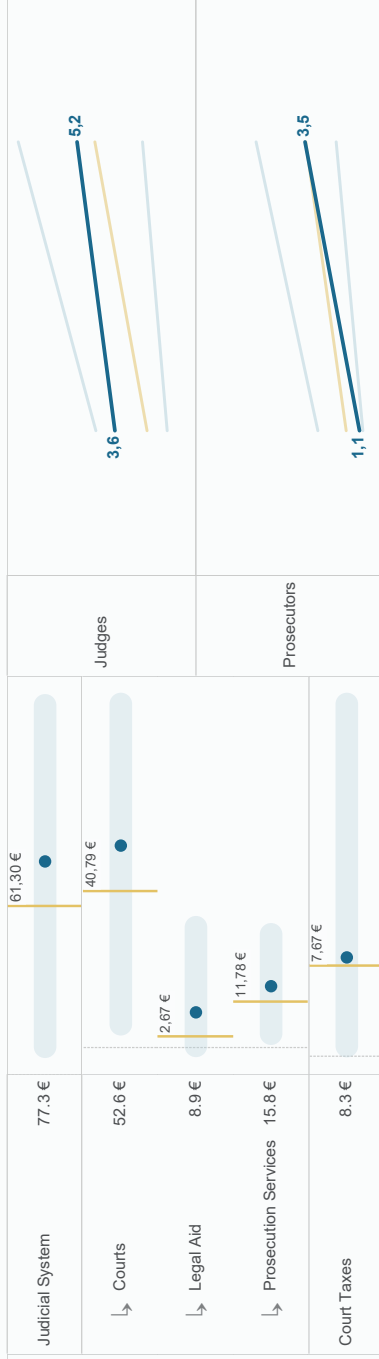
Exchange rate

4.2916

Human Resources (per 100 000 inhabitants)




Financial Resources In Euros, per inhabitant



Salaries of judges and prosecutors

Ratio with average annual salary at the beginning and the end of career



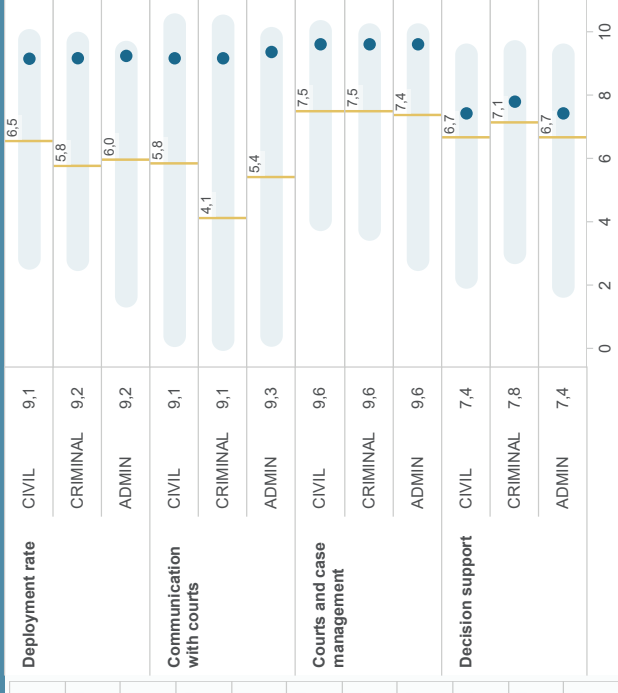
Recruitment and promotion of judges

Recruitment authority	By an authority made up of judges only	6	44	X
	By an authority made up of non-judges only	6	45	X
	By an authority made up of judges and non-judges	43	7	✓
Promotion authority	Same authority as for recruitment of judges	32	18	✓
Promotion criteria	Criteria for promotion: Years of experience	39	11	✓
	Criteria for promotion: Professional skills	39	11	✓
	Criteria for promotion: Performance	30	20	✓
	Criteria for promotion: Assessment results	32	18	✓
	Criteria for promotion: Subjective criteria	30	20	✓
	Other criteria for promotion	14	38	✓
	No criteria for promotion	4	46	X

Recruitment and promotion of prosecutors

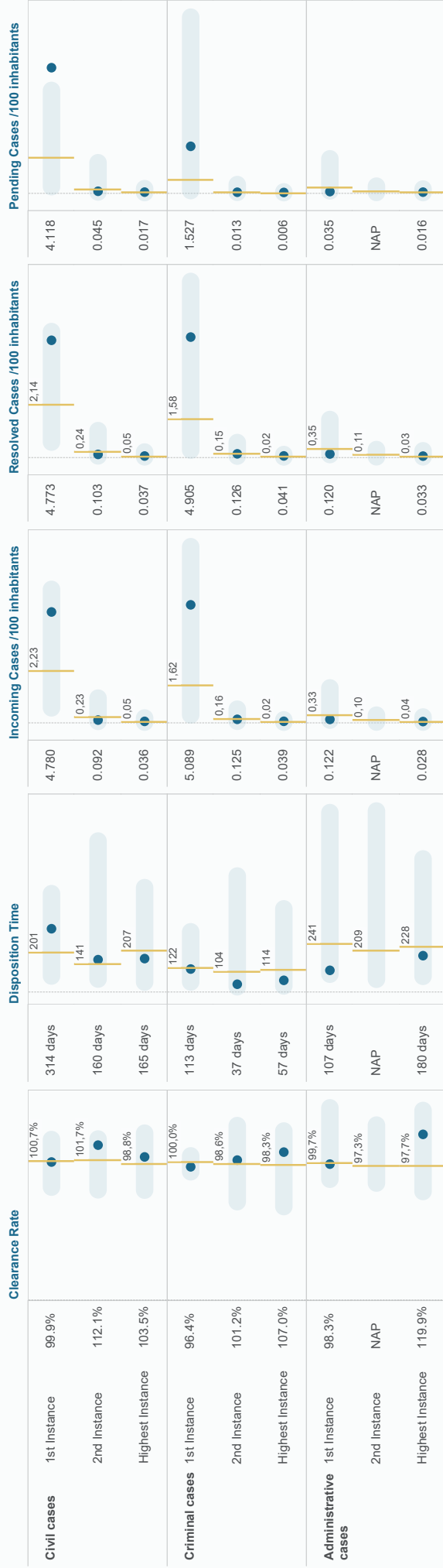
Recruitment authority	By an authority made up of prosecutors only	16	34	X
	By an authority made up of non-prosecutors only	4	46	X
	By an authority made up of prosecutors and non-prosecutors	33	17	✓
Promotion authority	Same authority as for recruitment of prosecutors	35	15	✓
Promotion criteria	Criteria for promotion: Years of experience	46	46	✓
	Criteria for promotion: Professional skills	46	46	✓
	Criteria for promotion: Performance	29	21	✓
	Criteria for promotion: Assessment results	38	12	✓
	Criteria for promotion: Subjective criteria	34	16	✓
	Other criteria for promotion	19	31	✓
	No criteria for promotion	49	49	X

ICT in judiciary (index from 0 to 10)



CEPEJ efficiency indicators

Clearance Rate (CR) = (Resolved Cases / Incoming Cases) * 100 | Disposition Time (DT) = (Pending Cases / Resolved Cases) * 365
 Incoming Cases = All new cases at that instance within the year | Resolved Cases = Cases finalised at that instance within the year | Pending Cases = Unresolved Cases on the 31st of December..




Prosecution cases per 100 inhabitant



Note: There are different methodologies on calculating number of cases in prosecution statistics by event or by perpetrator. CEPEJ collects data per case (event) but some countries present it by perpetrator.

Court related mediation



Judiciary related websites

Case-law <https://supreme.court.gov.il/sites/en/Pages/home.aspx> | Legislation <http://main.knesset.gov.il/Activity/Legislation/Laws/Pages/LawAboutSite.aspx?g=2> | Other official websites https://www.gov.il/en/Subjects/law_and_government/legislation

KAZAKHSTAN



Population **18 395 567**

GDP per capita **8 021 €**

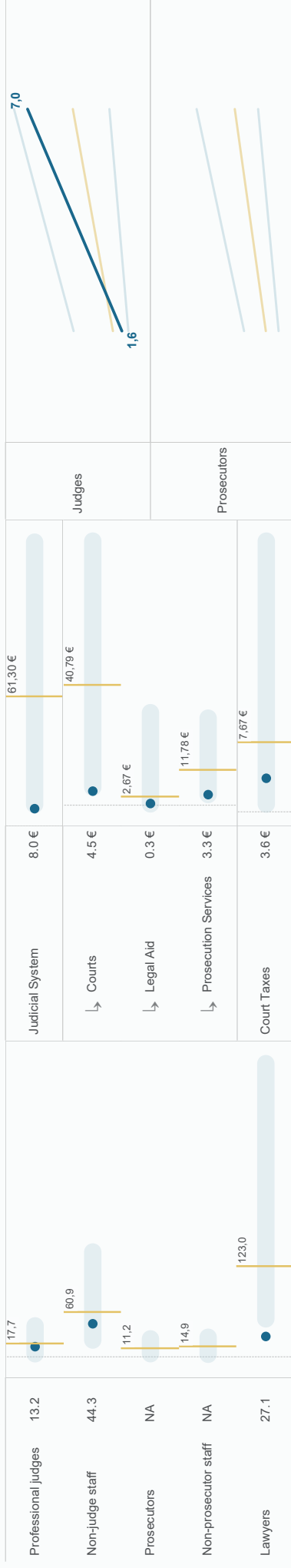
Avg gross annual salary

4 800 €

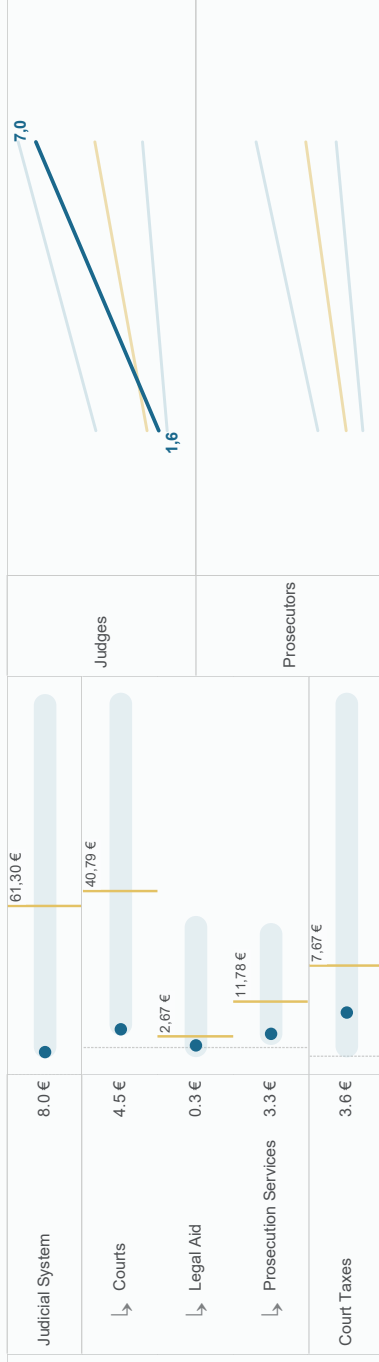
Exchange rate

439.37


Human Resources (per 100 000 inhabitants)



Financial Resources In Euros, per inhabitant



Salaries of judges and prosecutors Ratio with average annual salary at the beginning and the end of career



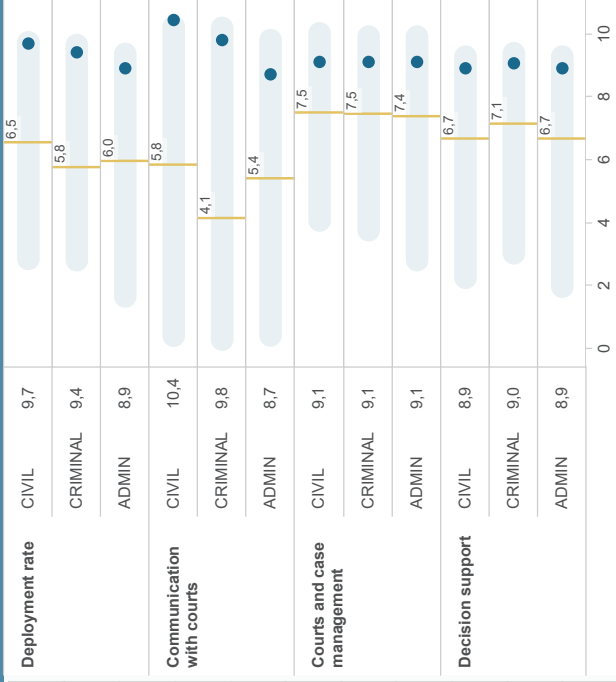
Recruitment and promotion of judges

Recruitment authority	By an authority made up of judges only	6	44	X
	By an authority made up of non-judges only	6	45	X
	By an authority made up of judges and non-judges	43	7	✓
Promotion authority	Same authority as for recruitment of judges	32	18	✓
Promotion criteria	Criteria for promotion: Years of experience	39	11	✓
	Criteria for promotion: Professional skills	39	11	✓
	Criteria for promotion: Performance	30	20	✓
	Criteria for promotion: Assessment results	32	18	✓
	Criteria for promotion: Subjective criteria	30	20	✓
	Other criteria for promotion	14	38	✓
	No criteria for promotion	4	46	X

Recruitment and promotion of prosecutors

Recruitment authority	By an authority made up of prosecutors only	16	34	✓
	By an authority made up of non-prosecutors only	4	46	X
	By an authority made up of prosecutors and non-prosecutors	33	17	✓
Promotion authority	Same authority as for recruitment of prosecutors	35	15	✓
Promotion criteria	Criteria for promotion: Years of experience	46	4	✓
	Criteria for promotion: Professional skills	46	4	✓
	Criteria for promotion: Performance	29	21	X
	Criteria for promotion: Assessment results	38	12	✓
	Criteria for promotion: Subjective criteria	34	16	✓
	Other criteria for promotion	19	31	X
	No criteria for promotion	49	4	X

ICT in judiciary (index from 0 to 10)



CEPEJ efficiency indicators

Clearance Rate (CR) = (Resolved Cases / Incoming Cases) * 100 | Disposition Time (DT) = (Pending Cases / Resolved Cases) * 365
 Incoming Cases = All new cases at that instance within the year | Resolved Cases = Cases finalised at that instance within the year | Pending Cases = Unresolved Cases on the 31st of December..

	Clearance Rate	Disposition Time	Incoming Cases /100 inhabitants	Resolved Cases /100 inhabitants	Pending Cases /100 inhabitants
Civil cases	1st Instance	32 days	3.566	3.481	0.309
	2nd Instance	28 days	0.402	0.388	0.031
	Highest Instance	27 days	0.085	0.084	0.006
Criminal cases	1st Instance	8 days	0.900	0.897	0.021
	2nd Instance	13 days	0.102	0.101	0.004
	Highest Instance	16 days	0.040	0.040	0.002
Administrative cases	1st Instance	1 days	1.824	1.822	0.007
	2nd Instance	8 days	0.042	0.041	0.001
	Highest Instance	19 days	0.012	0.012	0.001

Prosecution cases per 100 inhabitant

Received	0.27	Received	NA	189,65
Discontinued	0.05	Discontinued	NA	74,55
Concluded by a penalty	0.03	Concluded by a penalty	NA	16,07
Charged before the courts	0.24	Charged before the courts	NA	51,61

Note: There are different methodologies on calculating number of cases in prosecution statistics by event or by perpetrator. CEPEJ collects data per case (event) but some countries present it by perpetrator.

Court related mediation

Does the judicial system provide for court-related mediation procedures?	Value	Indicator
Mandatory mediation before going to court	14	✓
Mandatory mediation ordered by a judge	21	✗
Alternative dispute resolution Arbitration	43	✗
Conciliation	37	✗
Mediation (other than judicial mediation)	46	✓
Other ADR	19	✓

Judiciary related websites

Case-law

<http://office.sud.kz/lawsuit/>; <http://sud.gov.kz/rus/content/bank-sudebnyh-aktov>

Legislation

<http://adilet.zan.kz/>

Other official websites

http://sud.gov.kz/office.sud.kz_egov.kz

MOROCCO



Population **35 586 616**

GDP per capita **2 872 €**

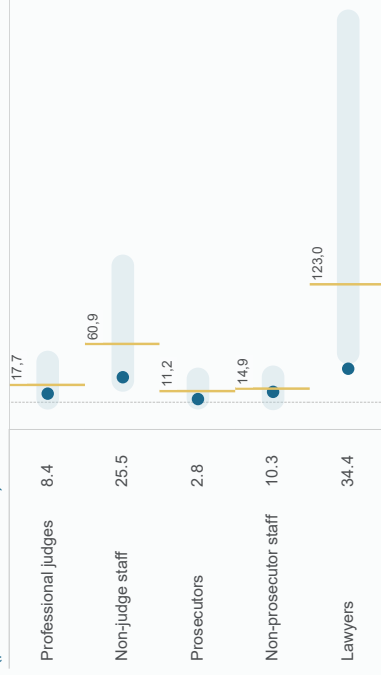
Avg gross annual salary

10 512 €

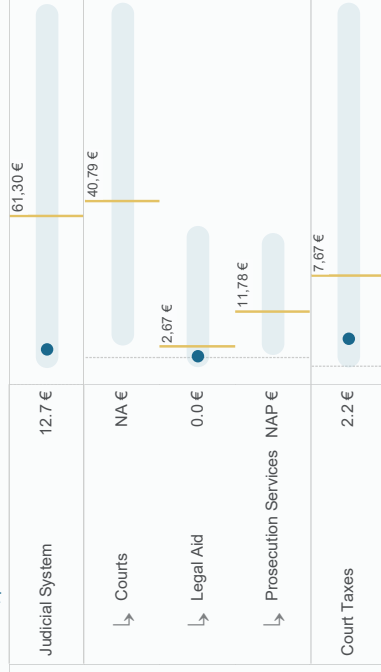
Exchange rate

10.943

Human Resources (per 100 000 inhabitants)

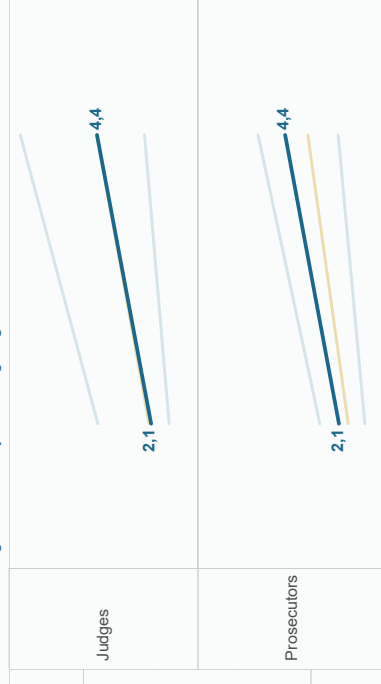


Financial Resources In Euros, per inhabitant



Salaries of judges and prosecutors

Ratio with average annual salary at the beginning and the end of career



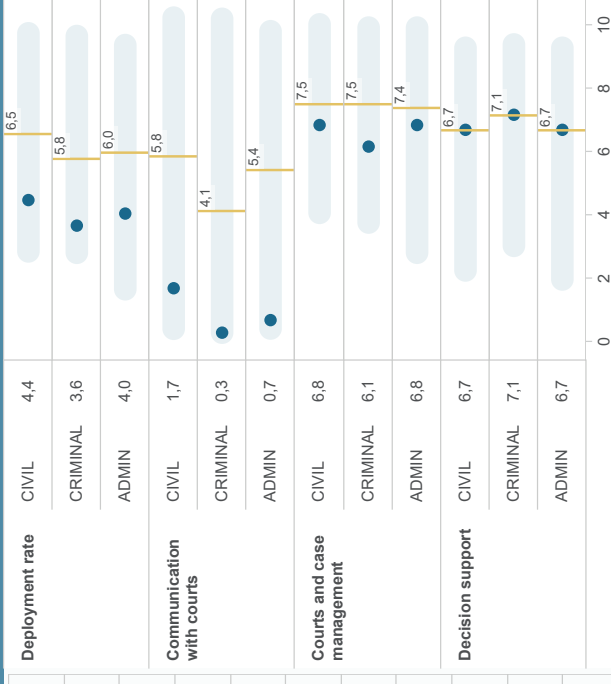
Recruitment and promotion of judges

Recruitment authority	By an authority made up of judges only	6	44	X
	By an authority made up of non-judges only	6	45	X
	By an authority made up of judges and non-judges	43	7	✓
Promotion authority	Same authority as for recruitment of judges	32	18	X
Promotion criteria	Criteria for promotion: Years of experience	39	11	✓
	Criteria for promotion: Professional skills	39	11	✓
	Criteria for promotion: Performance	30	20	✓
	Criteria for promotion: Assessment results	32	18	✓
	Criteria for promotion: Subjective criteria	30	20	✓
	Other criteria for promotion	14	38	✓
	No criteria for promotion	4	46	X

Recruitment and promotion of prosecutors

Recruitment authority	By an authority made up of prosecutors only	16	34	X
	By an authority made up of non-prosecutors only	4	46	X
	By an authority made up of prosecutors and non-prosecutors	33	17	✓
Promotion authority	Same authority as for recruitment of prosecutors	35	15	✓
Promotion criteria	Criteria for promotion: Years of experience	46	4	✓
	Criteria for promotion: Professional skills	46	4	✓
	Criteria for promotion: Performance	29	21	✓
	Criteria for promotion: Assessment results	38	12	✓
	Criteria for promotion: Subjective criteria	34	16	✓
	Other criteria for promotion	19	31	✓
	No criteria for promotion	49	0	X

ICT in judiciary (index from 0 to 10)



CEPEJ efficiency indicators

Clearance Rate (CR) = (Resolved Cases / Incoming Cases) * 100 | Disposition Time (DT) = (Pending Cases / Resolved Cases) * 365
 Incoming Cases = All new cases at that instance within the year | Resolved Cases = Cases finalised at that instance within the year | Pending Cases = Unresolved Cases on the 31st of December..

	Clearance Rate	Disposition Time	Incoming Cases /100 inhabitants	Resolved Cases /100 inhabitants	Pending Cases /100 inhabitants
Civil cases	1st Instance	75 days	3.516	3.540	0.731
	2nd Instance	NA	NA	NA	NA
	Highest Instance	680 days	0.031	0.026	0.049
Criminal cases	1st Instance	76 days	2.963	3.093	0.645
	2nd Instance	99 days	0.469	0.481	0.132
	Highest Instance	307 days	0.068	0.068	0.057
Administrative cases	1st Instance	79 days	0.089	0.087	0.019
	2nd Instance	175 days	0.032	0.031	0.015
	Highest Instance	406 days	0.011	0.011	0.012

Prosecution cases per 100 inhabitant

	Received	Discontinued	Concluded by a penalty	Charged before the courts
Received	4.04	1.25	0.71	2.08
Discontinued	189.65	1438.5	446.2	739.8
Concluded by a penalty	74.55	16.07	252.5	51.61
Charged before the courts	2.07	1.04	0.20	0.59

Note: There are different methodologies on calculating number of cases in prosecution statistics by event or by perpetrator. CEPEJ collects data per case (event) but some countries present it by perpetrator.

Court related mediation

Does the judicial system provide for court-related mediation procedures?	Value	Indicator
Mandatory mediation before going to court	14	✗
Mandatory mediation ordered by a judge	21	✗
Alternative dispute resolution Arbitration	48	✗
Conciliation	37	✓
Mediation (other than judicial mediation)	46	✓
Other ADR	19	✗

Judiciary related websites

Case-law

portailjudements.justice.gov.ma www.ism.ma www.courdecassation.ma

Legislation

adata.justice.gov.ma www.ism.ma www.courdecassation.ma

Other official websites

www.ism.ma www.courdecassation.ma www.cspj.ma

The latest edition of the report by the European Commission for the Efficiency of Justice (CEPEJ), which evaluates the functioning of judicial systems of 45 Council of Europe member states as well as three observer states to the CEPEJ, Israel, Morocco and for the first time Kazakhstan, continues the process carried out since 2002, focusing the content of the report on the analysis of European trends.

In addition, the CEPEJ has also developed, for the first time, country profiles which present in a synthetic way the main data and indicators developed by the CEPEJ for each participating state.

All the quantitative and qualitative data collected from the CEPEJ national correspondents as well as the accompanying comments are also available on the CEPEJ-STAT dynamic database (<https://www.coe.int/en/web/cepej/dynamic-database-of-european-judicial-systems>).

Relying on a methodology which is already a reference for collecting and processing large number of quantitative and qualitative judicial data, this unique study has been conceived above all as a tool for public policy aimed at improving the efficiency and quality of justice. The objective of the CEPEJ in preparing this report is to enable policy makers, justice practitioners, researchers as well as those who are interested in the functioning of justice in Europe and beyond, to have access to the information needed to be able to understand, analyse and reform.



www.coe.int

The Council of Europe is the continent's leading human rights organisation. It comprises 47 member states, including all members of the European Union. All Council of Europe member states have signed up to the European Convention on Human Rights, a treaty designed to protect human rights, democracy and the rule of law. The European Court of Human Rights oversees the implementation of the Convention in the member states.



<http://book.coe.int>
ISBN 978-92-871-8709-3
23€ / \$46